

# cra'ster

2025-26 COLLECTION







# Craster Design Studio

Craster Design Studio is a team of experienced industrial and interior designers and developers. We focus on product creation and space curation for the hospitality industry.

The studio was born out of collaborations with hospitality professionals, operators and interior architects with the intent to create innovative and intelligent solutions. We derive our inspiration from the collaboration itself, the quality of materials, best-practice design methodologies and achieving functional excellence.

## Our Design Philosophy

We create intelligently designed solutions that elevate hospitality experiences through a balance of form, function, and longevity. Our philosophy is centered on crafting refined, purposeful products that seamlessly integrate into luxury environments, enhancing both presentation and operational flow.

### Our approach is guided by three key principles:

- Experiential craftsmanship—Every product is developed to create memorable, tactile interactions, considering proportion, usability, and aesthetic impact to enrich the guest experience.
- Versatile design thinking—Our collections are designed with adaptability in mind, allowing for seamless integration across different hospitality settings while maintaining a cohesive visual language.
- Sustainable longevity—We are committed to material integrity and meticulous craftsmanship, ensuring our products endure the rigors of hospitality service while reducing environmental impact.

By designing with both today and tomorrow in mind, we empower our clients to create hospitality moments that are both enduring and effortlessly elevated.

As a manufacturer, longevity is a powerful way to reduce our impact on the environment. We achieve this in a number of ways. We are uncompromising in the quality of materials we employ. We will always strive to eliminate the extraneous. And we care about build quality and detail. Many of our products are still working hard in relentless hospitality environments 15 years after being introduced into service.

Alex Craster, Founder of Craster



# Product Design

## Combining Client Collaboration and Bespoke Manufacturing

In the competitive world of premium hospitality, delivering unique guest experiences is essential. At Craster, we help clients stand out with custom-designed products that blend aesthetics, functionality, and craftsmanship.

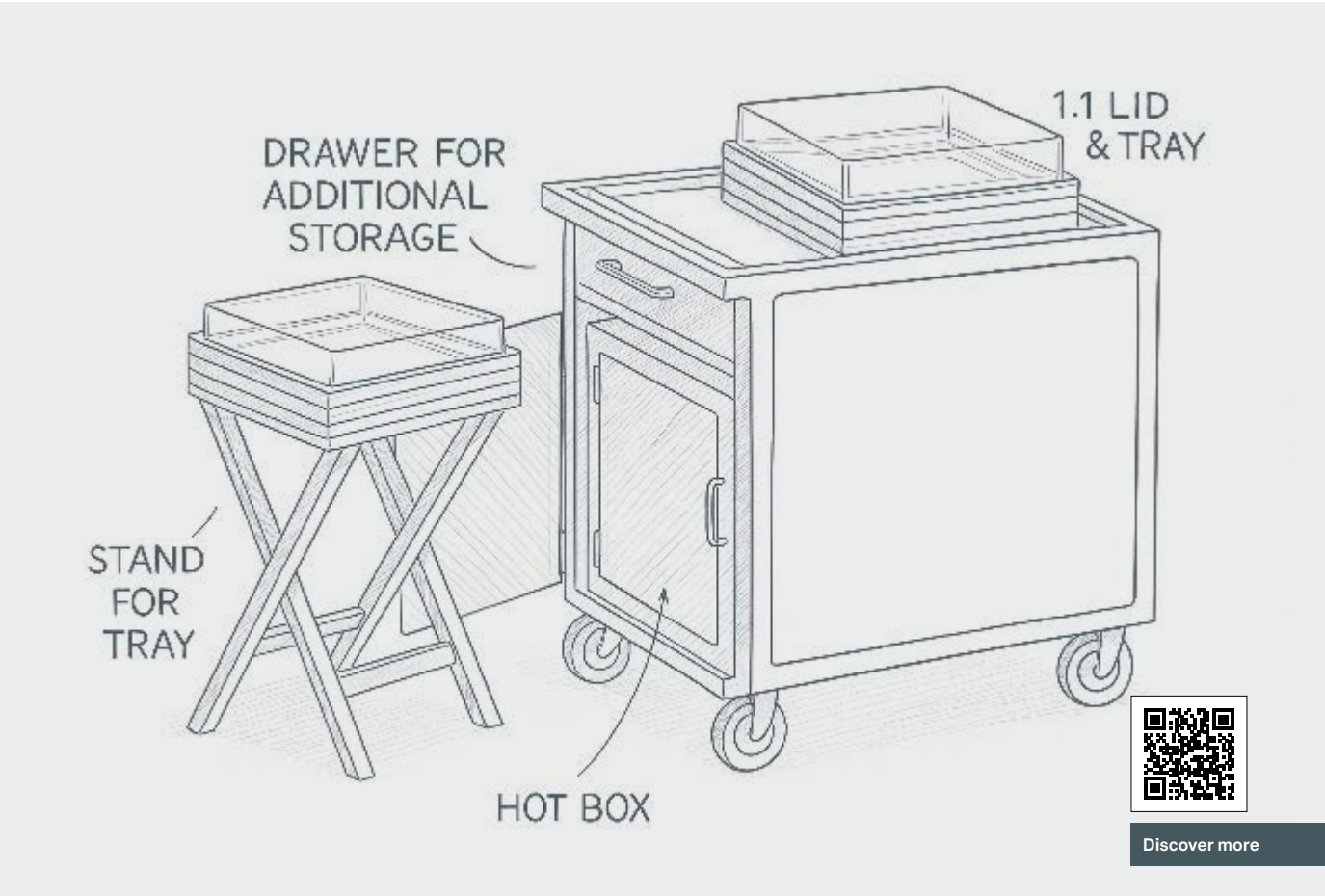


### Tailored to Your Vision

Every hospitality space is unique, and our Custom Design Service enables clients to create bespoke solutions that align seamlessly with their brand identity and operational needs. Whether refining existing designs or developing something entirely new, we collaborate with leading hotels and restaurants to craft exclusive solutions that elevate both style and service flow.

### Crafted for Quality and Longevity

Each bespoke piece is built to last, reflecting the same precision, sustainability, and intelligent design as our core collections. Clients can expect meticulous craftsmanship and hospitality-grade durability, ensuring consistency across both standard and custom solutions.



Discover more



### Our Collaborative Process

- Consultation and concept development: Understanding brand positioning, operational requirements, and design intent.
- Design and prototyping: Refining concepts into functional, manufacturable solutions.
- Precision manufacturing: Using premium materials and expert craftsmanship to ensure lasting quality.
- Seamless delivery and support: Reliable production, global logistics, and ongoing client assistance.

Contact your Craster representative to collaborate on distinctive, high-performance hospitality solutions.



# Space Curation

Our **PLAN 2.0** software makes designing, refining, and visualising hospitality setups effortless.



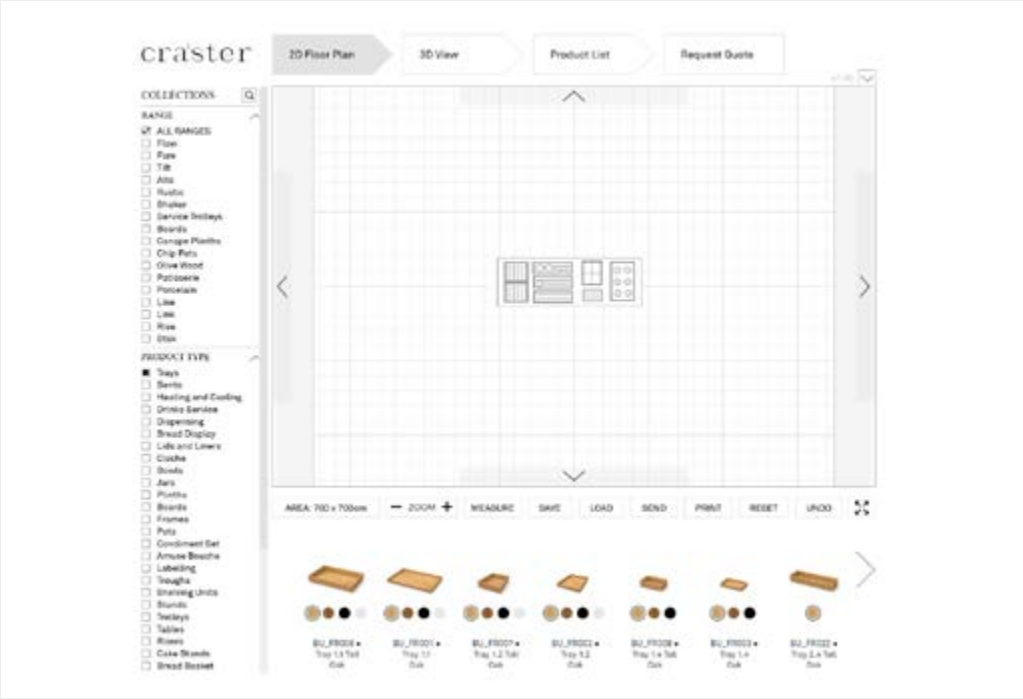
Watch the video to see PLAN 2.0 in action

Start with a photo: upload an image of your space for a real-world reference. Then, explore Craster’s curated product library to configure trays, dispensers, and modular displays with ease.

Whether designing a coffee station or any other F&B setup, PLAN 2.0 ensures an optimal balance of style and function. Its Augmented Reality (AR) feature places your design into the actual space, allowing teams to fine-tune product positioning for seamless service flow and accessibility.

Once final, share the design for quick approval, eliminating guesswork and streamlining execution.

Make smarter decisions, optimise service flow, and create beautifully functional spaces—all before placing an order. Contact your Craster representative to explore PLAN 2.0 today.



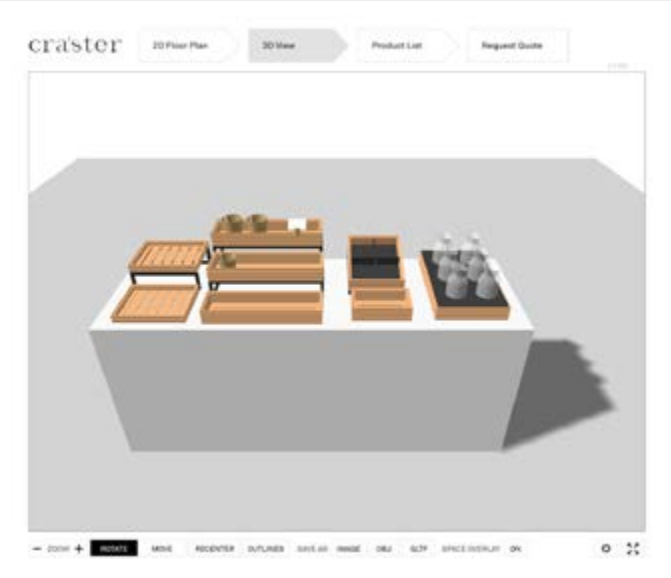
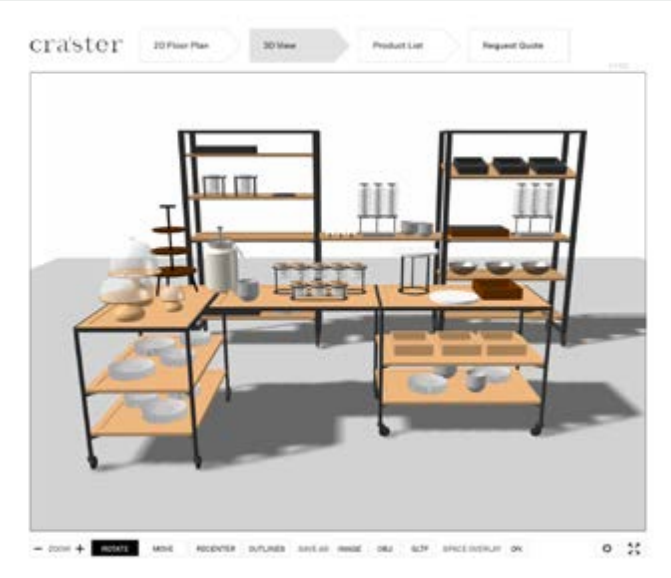
### PLAN 2.0

- 1. **Capture** an image of your space.
- 2. **Curate** the Craster products on your wishlist using the 2D Floor Plan and 3D View features.
- 3. **Create** a PLAN 2.0 visual of your space with the augmented reality feature.
- 4. **Contact** your Craster representative to place your order.

PLAN 2.0: 2D view



Scan the QR code to view the Healthy Breakfast setup in PLAN 2.0 and 'Add or Remove items' to customise for your own set up.



PLAN 2.0: 3D view



Scan the QR code to view the Coffee Station in PLAN 2.0 and 'Add or Remove items' to customise for your own set up.



# Shop the Look



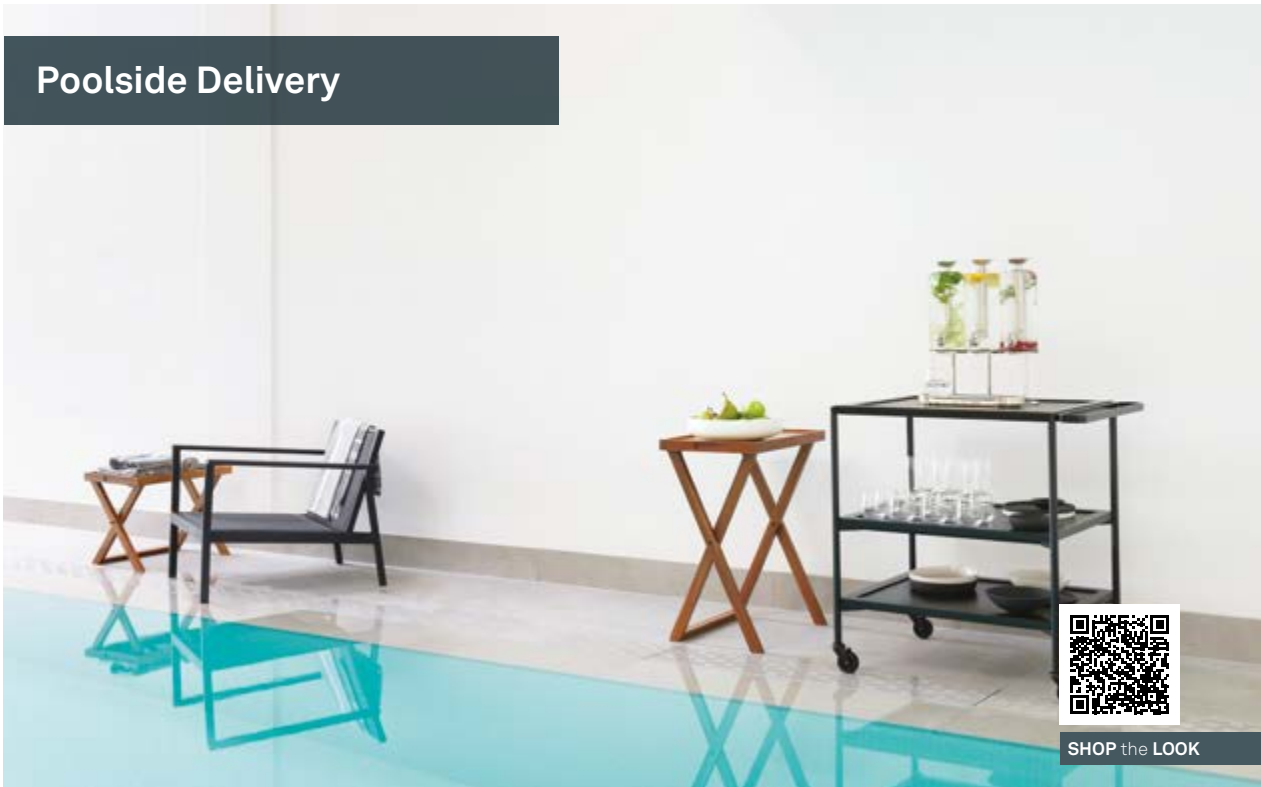
## Outdoor and Event Dining

Built for mobility and durability, Stak + Fare transitions effortlessly between indoor and outdoor service. Whether for al fresco dining, poolside refreshments, or large-scale events, the system ensures quick reconfiguration, weather-resistant performance, and a cohesive design aesthetic.



## Seamless Hospitality, Minimal Inventory

A single framework, endless service moments. Stak + Fare reduces storage needs while enabling rapid transformation between multiple functions. Designed for efficiency, elegance, and adaptability, this system redefines mobile hospitality furniture with limitless possibilities and minimal footprint.





# Shop the Look



## Back Bar and Beverage Stations

From sophisticated back bars to cocktail stations, Stak + Fare offers intuitive, reconfigurable layouts that maximize space and efficiency. Shelving adjusts for easy bottle display and storage, while trolleys enable flexible front-of-house service and discreet replenishment.



## Grab-and-Go and Self-Service Display

For high-traffic hospitality, efficiency and accessibility are key. Stak + Fare creates versatile grab-and-go stations that are easy to replenish and adapt throughout the day. Bridging elements expand merchandising space, while mobile trolleys shift seamlessly between breakfast, retail, and all-day dining.





# Food & Beverage

## BUFFET







# Flow

- Versatile, modular display system based on a Gastronorm footprint.
- For ambient, hot, and cold setups.
- Stackable trays in walnut and oak finishes.
- Plinth tops in glass, marble, or wood, supported by stainless steel or black frames.
- Interchangeable components enable customised displays, efficient replenishment, and single-serve options.
- Create tailored displays by selecting size, frame, and top.
- Accessories include heating/cooling units, label holders, and lid liners.

**Ideal for:**  
**Unlimited presentation possibilities,**  
**single and double-sided buffet display.**



Discover more
















## Flow Oak Trays

Craster is renowned for providing expertly-crafted, beautiful Flow trays using fine European oak, a classic material used worldwide.

Designed for quick changeover, each Flow gastronorm tray can be easily transferred from back-of-house and incorporated into Flow stands and trolleys as part of a display, or used alone for single-serve.









			
<b>Flow Tall Oak 1.1 Tray</b>	<b>Flow Oak 1.1 Tray</b>	<b>Flow Tall Oak 1.2 Tray</b>	<b>Flow Oak 1.2 Tray</b>
BU_FR006 •	BU_FR001 •	BU_FR007 •	BU_FR002 •
<b>Mat</b> Oak, Oiled	<b>Mat</b> Oak, Oiled	<b>Mat</b> Oak, Oiled	<b>Mat</b> Oak, Oiled
<b>Dim</b> 530 × 325 × 75 mm 20.8 × 12.7 × 2.9 in	<b>Dim</b> 530 × 325 × 40 mm 20.8 × 12.7 × 1.5 in	<b>Dim</b> 325 × 265 × 75 mm 12.7 × 10.4 × 2.9 in	<b>Dim</b> 325 × 265 × 40 mm 12.7 × 10.4 × 1.5 in
<b>MOQ</b> 1	<b>MOQ</b> 1	<b>MOQ</b> 1	<b>MOQ</b> 1
<b>Note</b> Compatible with all 1.1 products	<b>Note</b> Compatible with all 1.1 products	<b>Note</b> Compatible with all 1.2 products	<b>Note</b> Compatible with all 1.2 products
			
<b>Flow Tall Oak 1.4 Tray</b>	<b>Flow Oak 1.4 Tray</b>	<b>Flow Tall Oak 2.4 Tray</b>	<b>Flow Oak 2.4 Tray</b>
BU_FR008 •	BU_FR003 •	BU_FR022 •	BU_FR004 •
<b>Mat</b> Oak, Oiled	<b>Mat</b> Oak, Oiled	<b>Mat</b> Oak, Oiled	<b>Mat</b> Oak, Oiled
<b>Dim</b> 265 × 162 × 75 mm 10.4 × 6.3 × 2.9 in	<b>Dim</b> 265 × 162 × 40 mm 10.4 × 6.3 × 1.5 in	<b>Dim</b> 530 × 162 × 75 mm 20.8 × 6.3 × 2.9 in	<b>Dim</b> 530 × 162 × 40 mm 20.8 × 6.3 × 1.5 in
<b>MOQ</b> 1	<b>MOQ</b> 1	<b>MOQ</b> 1	<b>MOQ</b> 1
		<b>Note</b> Compatible with all 2.4 products	<b>Note</b> Compatible with all 2.4 products
			
<b>Flow Oak 3.9 Tray</b>			
BU_FR005			
<b>Mat</b> Oak, Oiled			
<b>Dim</b> 530 × 108 × 40 mm 20.8 × 4.2 × 1.5 in			
<b>MOQ</b> 1			





## Flow Oak Plinths and Stands

Flow Plinths and Stands rendered in fine oak add to the flexibility of the Flow Modular System.













			
<b>Flow Oak 1.1 Crumb Catcher</b>	<b>Flow Oak 1.1 Plinth</b>	<b>Flow Oak 1.2 Plinth</b>	<b>Flow Oak 2.4 Plinth</b>
BU_BR001 •	BU_FT0035	BU_FT0036	BU_FT0037
<b>Mat</b> Oak, Oiled	<b>Mat</b> Oak, Oiled	<b>Mat</b> Oak, Oiled	<b>Mat</b> Oak, Oiled
<b>Dim</b> 530 × 325 × 35 mm 20.8 × 12.7 × 1.3 in	<b>Dim</b> 530 × 325 × 20 mm 20.8 × 12.7 × 0.7 in	<b>Dim</b> 265 × 325 × 20 mm 10.4 × 12.8 × 0.7 in	<b>Dim</b> 530 × 162 × 20 mm 20.8 × 6.3 × 0.7 in
<b>MOQ</b> 1	<b>MOQ</b> 1	<b>MOQ</b> 1	<b>MOQ</b> 1
	<b>Note</b> Compatible with all 1.1 products	<b>Note</b> Compatible with all 1.2 products	<b>Note</b> Compatible with all 2.4 products
			
<b>Flow Five-Tier Oak Stand</b>			
BU_RS004		BU_RS003	
<b>Mat</b> Oak, Oiled		<b>Mat</b> Oak, Oiled	
<b>Dim</b> 574 × 400 × 1459 mm 22.6 × 15.7 × 57.4 in		<b>Dim</b> 574 × 400 × 1197 mm 22.6 × 15.7 × 47.1 in	
<b>MOQ</b> 1		<b>MOQ</b> 1	
<b>Note</b> Includes 5 × BU_FR001 Trays Assembly required		<b>Note</b> Includes 4 × BU_FR001 Trays Assembly required	
			
<b>Flow Oak 1.1 Two-Tier Stand</b>		<b>Flow Oak 1.2 Two-Tier Stand</b>	
BU_RS002 •		BU_RS001 •	
<b>Mat</b> Oak, Oiled		<b>Mat</b> Oak, Oiled	
<b>Dim</b> 574 × 323 × 441 mm 22.6 × 12.7 × 17.4 in		<b>Dim</b> 309 × 323 × 441 mm 12.1 × 9.1 × 17.4 in	
<b>MOQ</b> 1		<b>MOQ</b> 1	
<b>Note</b> Includes 2 × BU_FR001 Trays Assembly required		<b>Note</b> Includes 2 × BU_FR002 Trays Assembly required	





# Flow Walnut Trays, Plinths and Stands

The sumptuous grain of North American walnut has been a hallmark of fine dining institutions for centuries. Designed for quick changeover, each Flow gastronorm tray and plinth can be easily transferred from back-of-house and incorporated into Flow stands and trolleys as part of a display or used discretely for single-serve.

			
<b>Flow Tall Walnut 1.1 Tray</b>	<b>Flow Walnut 1.1 Tray</b>	<b>Flow Tall Walnut 1.2 Tray</b>	<b>Flow Walnut 1.2 Tray</b>
BU_FF014 •	BU_FF011 •	BU_FF015 •	BU_FF012 •
<b>Mat</b> Walnut, Lacquered	<b>Mat</b> Walnut, Lacquered	<b>Mat</b> Walnut, Lacquered	<b>Mat</b> Walnut, Lacquered
<b>Dim</b> 530 × 325 × 75 mm 20.8 × 12.7 × 2.9 in	<b>Dim</b> 530 × 325 × 40 mm 20.8 × 12.7 × 1.5 in	<b>Dim</b> 325 × 265 × 75 mm 12.7 × 10.4 × 2.9 in	<b>Dim</b> 325 × 265 × 40 mm 12.7 × 10.4 × 1.5 in
<b>MOQ</b> 1	<b>MOQ</b> 1	<b>MOQ</b> 1	<b>MOQ</b> 1
<b>Note</b> Compatible with all 1.1 products	<b>Note</b> Compatible with all 1.1 products	<b>Note</b> Compatible with all 1.2 products	<b>Note</b> Compatible with all 1.2 products
			
<b>Flow Tall Walnut 1.4 Tray</b>	<b>Flow Walnut 1.4 Tray</b>	<b>Flow Walnut 2.4 Tray</b>	<b>Flow Walnut 3.9 Tray</b>
BU_FF018	BU_FF013	BU_FF016	BU_FF017
<b>Mat</b> Walnut, Lacquered	<b>Mat</b> Walnut, Lacquered	<b>Mat</b> Walnut, Lacquered	<b>Mat</b> Walnut, Lacquered
<b>Dim</b> 265 × 162 × 75 mm 10.4 × 6.3 × 2.9 in	<b>Dim</b> 265 × 162 × 40 mm 10.4 × 6.3 × 1.5 in	<b>Dim</b> 530 × 162 × 40 mm 20.8 × 6.3 × 1.5 in	<b>Dim</b> 530 × 108 × 40 mm 20.8 × 4.2 × 1.5 in
<b>MOQ</b> 1	<b>MOQ</b> 1	<b>MOQ</b> 1	<b>MOQ</b> 1
		<b>Note</b> Compatible with all 2.4 products	
			
<b>Flow Walnut 1.1 Plinth</b>	<b>Flow Walnut 1.2 Plinth</b>	<b>Flow Walnut 2.4 Plinth</b>	
BU_FT0030	BU_FT0031	BU_FT0032	
<b>Mat</b> Walnut, Oiled	<b>Mat</b> Walnut, Oiled	<b>Mat</b> Walnut, Oiled	
<b>Dim</b> 530 × 325 × 20 mm 20.8 × 12.7 × 0.7 in	<b>Dim</b> 265 × 325 × 20 mm 10.4 × 12.8 × 0.7 in	<b>Dim</b> 530 × 162 × 20 mm 20.8 × 6.3 × 0.7 in	
<b>MOQ</b> 1	<b>MOQ</b> 1	<b>MOQ</b> 1	
<b>Note</b> Compatible with all 1.1 products	<b>Note</b> Compatible with all 1.2 products	<b>Note</b> Compatible with all 2.4 products	
			
<b>Flow Walnut 1.1 Two-Tier Stand</b>	<b>Flow Walnut 1.2 Two-Tier Stand</b>		
BU_RS012 •	BU_RS011		
<b>Mat</b> Walnut, Lacquered	<b>Mat</b> Walnut, Lacquered		
<b>Dim</b> 574 × 323 × 441 mm 22.6 × 12.7 × 17.4 in	<b>Dim</b> 309 × 323 × 441 mm 12.1 × 9.1 × 17.4 in		
<b>MOQ</b> 1	<b>MOQ</b> 1		
<b>Note</b> Includes 2 × BU_FF011 Trays Assembly required	<b>Note</b> Includes 2 × BU_FF012 Trays Assembly required		



# Flow Bento System

Curate delightful dining experiences with modular Stacking Bento Boxes for meal and drink delivery without single-use plastics. These boxes consolidate cuisine presentations for covered transport to Bali beds, party villas, or poolside loungers.

Flow trays offer a sustainable solution, shifting easily from Bento arrangements to full buffet setups with frames, trolleys, and stands.



## Flow Bento Kit 1.1 Meal

SET_BBWLM	
Mat	Walnut, Lacquered
Dim	530 × 325 × 230 mm 20.8 × 12.8 × 9 in
MOQ	1
Note	Components: 1 × BU_FF061, 1 × BU_FC061, 1 × BU_FF062, 2 × BU_FF066



## Flow Bento Kit 1.2 Small Meal

SET_BBWSM	
Mat	Walnut, Lacquered
Dim	325 × 265 × 230 mm 12.8 × 10.4 × 9 in
MOQ	1
Note	Components: 1 × BU_FF062, 2 × BU_FF066, 1 × BU_FC062



## Flow 1.1 Bento Tray Lid

BU_FC061	
Mat	Walnut, Lacquered
BU_FC051	
Mat	Oak, Lacquered
Dim	530 × 325 × 20 mm 20.8 × 12.8 × 0.8 in
MOQ	1
Note	Compatible with all 1.1 trays



## Flow 1.2 Bento Tray Lid

BU_FC062	
Mat	Walnut, Lacquered
BU_FC052	
Mat	Oak, Lacquered
Dim	325 × 265 × 20 mm 12.8 × 10.4 × 0.8 in
MOQ	1
Note	Compatible with all 1.2 trays



## Flow 1.8 Bento Tray Lid

BU_FC066	
Mat	Walnut, Lacquered
BU_FC056	
Mat	Oak, Lacquered
Dim	325 × 132 × 20 mm 12.8 × 5.2 × 0.8 in
MOQ	1
Note	Compatible with all 1.8 trays

# Flow Bento System

Mix lids and drop-in internal dividers to craft your Bento solution using Flow 1.1 and 1.2 gastronorm trays. Stacking Bento Box components integrate seamlessly into the Flow system, with bespoke designs available on request.



Watch the video



## Flow 1.1 Bento Tray

BU_FF061	
Mat	Walnut, Lacquered
BU_FF051	
Mat	Oak, Lacquered
Dim	530 × 325 × 110 mm 20.8 × 12.8 × 4.3 in
Int	504 × 299 × 90 mm 19.8 × 11.8 × 3.5 in
MOQ	1
Note	Compatible with all 1.1 products



## Flow 1.2 Bento Tray

BU_FF062	
Mat	Walnut, Lacquered
BU_FF052	
Mat	Oak, Lacquered
Dim	325 × 265 × 110 mm 12.8 × 10.4 × 4.3 in
Int	299 × 239 × 90mm 11.8 × 9.4 × 3.5 in
MOQ	1
Note	Compatible with all 1.2 products



## Flow 1.8 Bento Tray

BU_FF066	
Mat	Walnut, Lacquered
BU_FF056	
Mat	Oak, Lacquered
Dim	325 × 132 × 110 mm 12.8 × 5.2 × 4.3 in
Int	299 × 105 × 90mm 11.8 × 4.1 × 3.5 in
MOQ	1
Note	Compatible with all 1.8 products



## Flow 1.1 Grey Bento Lid

BU_BL011	
Mat	Grey Acrylic
Dim	310 × 515 × 4 mm 12.2 × 20.3 × 0.2 in
MOQ	1
Note	Compatible with all Flow 1.1 Trays



## Flow 1.2 Grey Bento Lid

BU_BL012	
Mat	Grey Acrylic
Dim	250 × 310 × 4 mm 9.8 × 12.2 × 0.2 in
MOQ	1
Note	Compatible with all Flow 1.2 Trays



## Flow 1.1 Black Bento Divider

BU_BD011	
Mat	Black, Lacquered
Dim	297 × 502 × 54 mm 11.7 × 19.8 × 2.1 in
MOQ	1
Note	Compatible with all Flow Tall 1.1 Trays



## Flow 1.2 Black Bento Divider

BU_BD021	
Mat	Black, Lacquered
Dim	237 × 297 × 54 mm 9.3 × 11.7 × 2.1 in
MOQ	1
Note	Compatible with all Flow Tall 1.2 Trays












# Flow Whitewashed Trays and Stands

Illuminating and clarifying, whitewashed ash Flow is perfect for an airy country brunch or summer setting.

Designed for quick changeover, each Flow gastronorm tray can be easily transferred from back-of-house and incorporated into whitewashed ash Flow stands.

			
<b>Flow Tall White 1.1 Tray</b>	<b>Flow White 1.1 Tray</b>	<b>Flow Tall White 1.2 Tray</b>	<b>Flow White 1.2 Tray</b>
BU_FR046	BU_FR041	BU_FR047	BU_FR042
<b>Mat</b> Whitewashed, Lacquered	<b>Mat</b> Whitewashed, Lacquered	<b>Mat</b> Whitewashed, Lacquered	<b>Mat</b> Whitewashed, Lacquered
<b>Dim</b> 530 × 325 × 75 mm 20.8 × 12.7 × 2.9 in	<b>Dim</b> 530 × 325 × 40 mm 20.8 × 12.7 × 1.5 in	<b>Dim</b> 325 × 265 × 75 mm 12.7 × 10.4 × 2.9 in	<b>Dim</b> 325 × 265 × 40 mm 12.7 × 10.4 × 1.5 in
<b>MOQ</b> 1	<b>MOQ</b> 1	<b>MOQ</b> 1	<b>MOQ</b> 1
<b>Note</b> Compatible with all 1.1 products	<b>Note</b> Compatible with all 1.1 products	<b>Note</b> Compatible with all 1.2 products	<b>Note</b> Compatible with all 1.2 products
			
<b>Flow White 2.4 Tray</b>			
BU_FR044			
<b>Mat</b> Whitewashed, Lacquered			
<b>Dim</b> 530 × 162 × 40 mm 20.8 × 6.3 × 1.5 in			
<b>MOQ</b> 1			
<b>Note</b> Compatible with all 2.4 products			
			
<b>Flow White 1.1 Two-Tier Stand</b>			
BU_RS042			
<b>Mat</b> Whitewashed, Lacquered			
<b>Dim</b> 574 × 323 × 441 mm 22.6 × 12.7 × 17.4 in			
<b>MOQ</b> 1			
<b>Note</b> Includes 2 × BU_FR041 Trays Assembly required			
			
<b>Flow White 1.2 Two-Tier Stand</b>			
BU_RS041			
<b>Mat</b> Whitewashed, Lacquered			
<b>Dim</b> 309 × 323 × 441 mm 12.1 × 9.1 × 17.4 in			
<b>MOQ</b> 1			
<b>Note</b> Includes 2 × BU_FR042 Trays Assembly required			



## Flow Black Trays and Stands

Elegant and timeless, black lacquered ash Flow items are the perfect addition to elegant gastronomic presentations. Designed for quick changeover, each Flow gastronorm tray can be easily transferred from back-of-house and incorporated into black lacquered Flow stands.

			
<b>Flow Tall Black 1.1 Tray</b>	<b>Flow Black 1.1 Tray</b>	<b>Flow Tall Black 1.2 Tray</b>	<b>Flow Black 1.2 Tray</b>
BU_FR036	BU_FR031	BU_FR037 •	BU_FR032
<b>Mat</b> Black, Lacquered	<b>Mat</b> Black, Lacquered	<b>Mat</b> Black, Lacquered	<b>Mat</b> Black, Lacquered
<b>Dim</b> 530 × 325 × 75 mm 20.8 × 12.7 × 2.9 in	<b>Dim</b> 530 × 325 × 40 mm 20.8 × 12.7 × 1.5 in	<b>Dim</b> 325 × 265 × 75 mm 12.7 × 10.4 × 2.9 in	<b>Dim</b> 325 × 265 × 40 mm 12.7 × 10.4 × 1.5 in
<b>MOQ</b> 1	<b>MOQ</b> 1	<b>MOQ</b> 1	<b>MOQ</b> 1
<b>Note</b> Compatible with all 1.1 products	<b>Note</b> Compatible with all 1.1 products	<b>Note</b> Compatible with all 1.2 products	<b>Note</b> Compatible with all 1.2 products
			
<b>Flow Tall Black 1.4 Tray</b>	<b>Flow Black 2.4 Tray</b>		
BU_FR038	BU_FR034		
<b>Mat</b> Black, Lacquered	<b>Mat</b> Black, Lacquered		
<b>Dim</b> 265 × 162 × 75 mm 10.4 × 6.3 × 2.9 in	<b>Dim</b> 530 × 162 × 40 mm 20.8 × 6.3 × 1.5 in		
<b>MOQ</b> 1	<b>MOQ</b> 1		
	<b>Note</b> Compatible with all 2.4 products		
			
<b>Flow Black 1.1 Two-Tier Stand</b>	<b>Flow Black 1.2 Two-Tier Stand</b>		
BU_RS032	BU_RS031		
<b>Mat</b> Black, Lacquered	<b>Mat</b> Black, Lacquered		
<b>Dim</b> 574 × 323 × 441 mm 22.6 × 12.7 × 17.4 in	<b>Dim</b> 309 × 323 × 441 mm 12.1 × 9.1 × 17.4 in		
<b>MOQ</b> 1	<b>MOQ</b> 1		
<b>Note</b> Includes 2 × BU_FR031 Trays Assembly required	<b>Note</b> Includes 2 × BU_FR032 Trays Assembly required		





# Flow Bread Display

A stunning addition to the gastronorm Flow system, the Bread Box is available for covered, hygienic presentation of bread and baked goods for large buffets and displays.

Available in 1.1 and 1.3 sizes, the Bread Box integrates seamlessly into Flow buffet setups.



Flow Oak Single Bread Box

BU\_BD10NL •

**Mat** Oak, Lacquered and Acrylic  
**Dim** 349 × 176 × 190mm  
13.7 × 6.9 × 7.4 in  
**MOQ** 1



Flow Walnut Single Bread Box

BU\_BD1WNL

**Mat** Walnut, Lacquered and Acrylic  
**Dim** 349 × 176 × 190mm  
13.7 × 6.9 × 7.4 in  
**MOQ** 1



Flow Oak Triple Bread Box

BU\_BD30NL •

**Mat** Oak, Lacquered and Acrylic  
**Dim** 349 × 530 × 190mm  
13.7 × 20.9 × 7.4 in  
**MOQ** 1



Flow Walnut Triple Bread Box

BU\_BD3WNL

**Mat** Walnut, Lacquered and Acrylic  
**Dim** 349 × 530 × 190mm  
13.7 × 20.9 × 7.4 in  
**MOQ** 1



## Flow Sliding Lid

Designed for intuitive use, the Flow Sliding Lid provides a sleek aesthetic alternative to standard gastronorm lift-up lids and is ideal for covered food presentation as part of a large display or single-serve. The lid has been carefully designed for single-handed use, providing easy access and a smooth self-service experience.

The Flow Sliding Lid is compatible with 1.1 Flow trays.



### Flow Sliding Lid

BU\_SL002 •

<b>Mat</b>	Clear Acrylic	
<b>Dim</b>	<b>Open:</b>	<b>Closed:</b>
	526 × 335 × 96 mm	300 × 335 × 96 mm
	20.7 × 13.2 × 3.8 in	11.8 × 13.2 × 3.8 in
<b>MOQ</b>	1	

• Denotes 'Gold' product

## Flow Tritan Lid Liner

Designed to offer a contemporary, glass-like covered solution, the new Flow Tritan Lid Liner offers a premium guest experience for covered food presentation and wet food display in a dishwasher-safe and BPA-free material.

Flow Lid Liners can be used as a lid or a liner, enabling Flow trays to hold fresh ice for drinks or yogurt pots, or to transform trays into covered cuisine solutions. The Flow Tritan lid liner is compatible with 1.1 Tall and 1.2 Tall Flow trays as both a lid and a liner. Use with 1.1 and 1.2 Low trays as a lid only.



### Flow Tritan Lid Liner 1.1

BU\_LL1121 •

<b>Mat</b>	Tritan (BPA-free plastic)
<b>Dim</b>	310 × 515 × 53 mm 12.2 × 20.3 × 2 in
<b>Note</b>	Compatible with 1.1 trays (as a lid) Tall 1.1 trays (as a liner)
<b>MOQ</b>	1



### Flow Tritan Lid Liner 1.2

BU\_LL1221

<b>Mat</b>	Tritan (BPA-free plastic)
<b>Dim</b>	250 × 310 × 53 mm 9.8 × 12.2 × 2 in
<b>MOQ</b>	1
<b>Note</b>	Compatible with 2 1.1 and 1.2 trays (as a lid) Tall 1.1 and 1.2 trays (as a liner)







# Flow Heating Unit

The Flow Heating Unit is ideal for keeping food hot while on display, utilising ceramic heating element technology and offering an easily adjustable variable temperature control up to 140°C (284°F).

With a solid black lacquered, natural oak, or walnut base and slate-like composite surface, the Flow Heating Unit offers a unique aesthetic solution to keeping food warm. Compatible with 1.1 Flow frames.



## Flow Oak Heating Unit

- BU\_FH2101

Note UK Plug, cable included
- BU\_FH2102

Note EU Type F Plug, cable included
- BU\_FH2104

Note US Plug, cable included

Mat Oak, Dekton

Dim 530 × 325 × 61 mm  
20.8 × 12.8 × 2.4 in

MOQ 1



## Flow Walnut Heating Unit

- BU\_FH2201

Note UK Plug, cable included
- BU\_FH2202

Note EU Type F Plug, cable included
- BU\_FH2204

Note US Plug, cable included

Mat Walnut, Dekton

Dim 530 × 325 × 61 mm  
20.8 × 12.8 × 2.4 in

MOQ 1



## Flow Black Heating Unit

- BU\_FH2301

Note UK Plug, cable included
- BU\_FH2302

Note EU Type F Plug, cable included
- BU\_FH2304

Note US Plug, cable included

Mat Black Lacquered, Dekton

Dim 530 × 325 × 61 mm  
20.8 × 12.8 × 2.4 in

MOQ 1















## Flow Cooling Trays

The Flow Cold Cell Cooling Trays allow for elegant display of chilled gastronomy. Offering exceptional cooling performance over previous models, the new cold cell technology enables the food-safe slate presentation area to hold a temperature below 8°C (46°F) for up to four hours.

Available in whitewashed, black lacquered, natural oak, or natural walnut, the Flow Cold Cell Cooling Trays are compatible with 1.1 and 1.2 Flow frames.

			
<b>Flow Oak 1.2 Cold Cell Cooling Tray</b>	<b>Flow Walnut 1.2 Cold Cell Cooling Tray</b>	<b>Flow White 1.2 Cold Cell Cooling Tray</b>	<b>Flow Black 1.2 Cold Cell Cooling Tray</b>
BU_FR0012	BU_FF1012	BU_FR4012	BU_FR3012
<b>Mat</b> Oak, Oiled	<b>Mat</b> Walnut, Lacquered	<b>Mat</b> Whitewashed, Lacquered	<b>Mat</b> Black, Lacquered
<b>Dim</b> 325 × 265 × 75 mm 12.8 × 10.4 × 3 in	<b>Dim</b> 325 × 265 × 75 mm 12.8 × 10.4 × 3 in	<b>Dim</b> 325 × 265 × 75 mm 12.8 × 10.4 × 3 in	<b>Dim</b> 325 × 265 × 75 mm 12.8 × 10.4 × 3 in
<b>MOQ</b> 1	<b>MOQ</b> 1	<b>MOQ</b> 1	<b>MOQ</b> 1
			
<b>Flow Oak 1.1 Cold Cell Cooling Tray</b>	<b>Flow Walnut 1.1 Cold Cell Cooling Tray</b>	<b>Flow White 1.1 Cold Cell Cooling Tray</b>	<b>Flow Black 1.1 Cold Cell Cooling Tray</b>
BU_FR0011	BU_FF1011	BU_FR4011	BU_FR3011
<b>Mat</b> Oak, Oiled	<b>Mat</b> Walnut, Lacquered	<b>Mat</b> Whitewashed, Lacquered	<b>Mat</b> Black, Lacquered
<b>Dim</b> 530 × 325 × 75 mm 20.8 × 12.7 × 3 in	<b>Dim</b> 530 × 325 × 75 mm 20.8 × 12.7 × 3 in	<b>Dim</b> 530 × 325 × 75 mm 20.8 × 12.7 × 3 in	<b>Dim</b> 530 × 325 × 75 mm 20.8 × 12.7 × 3 in
<b>MOQ</b> 1	<b>MOQ</b> 1	<b>MOQ</b> 1	<b>MOQ</b> 1
<b>Flow 1.2 Low Slate Insert</b>			
BU_FTL050			
<b>Mat</b> Slate			
<b>Dim</b> 298 × 238 × 6 mm 11.7 × 9.4 × 0.2in			
<b>MOQ</b> 1			
<b>Flow 1.2 Cold Cell and Tray Liner Set</b>			
SET_CCCL			
<b>Mat</b> Aluminium and Expanded Polypropylene			
<b>Dim</b> 295 × 235 × 48 mm 10.2 × 7.9 × 1.7 in			
<b>MOQ</b> 1			







## Flow Glass and Marble Plinths

Flow Plinths are available in minimalist clear or smoked grey glass and luxurious white, green, or grey marble.

Glass plinths are compatible with 1.1, 1.2, and 2.4 Flow frames. Marble plinths are compatible with 1.2 and 2.4 Flow frames.



### Flow Glass 1.1 Plinth

BU_FT0010	
Mat	Glass, Clear
BU_FT0040	
Mat	Glass, Black
Dim	530 × 325 × 20 mm 20.8 × 12.7 × 0.7 in
MOQ	1
Note	Compatible with all 1.1 products




### Flow Glass 1.2 Plinth

BU_FT0012	
Mat	Glass, Clear
BU_FT0042	
Mat	Glass, Black
Dim	265 × 325 × 20 mm 10.4 × 12.8 × 0.7 in
MOQ	1
Note	Compatible with all 1.2 products



### Flow Glass 2.4 Plinth

BU_FT0011	
Mat	Glass, Clear
BU_FT0041	
Mat	Glass, Black
Dim	530 × 162 × 20 mm 20.8 × 6.3 × 0.7 in
MOQ	1
Note	Compatible with all 2.4 products



### Flow Marble 1.2 Plinth

BU_FT0022 •	
Mat	Marble, White
BU_FT0062	
Mat	Marble, Grey
Dim	265 × 325 × 20 mm 10.4 × 12.8 × 0.7 in
MOQ	1
Note	Compatible with all 1.2 frames
BU_FT0072	
Mat	Marble, Verde Guatemala
Dim	265 × 325 × 20 mm 10.4 × 12.8 × 0.7 in
MOQ	1
Note	Compatible with all 1.2 frames



### Flow Marble 2.4 Plinth











BU_FT0020 •	
Mat	Marble, White
BU_FT0060 •	
Mat	Marble, Grey
Dim	530 × 162 × 20 mm 20.8 × 6.3 × 0.7 in
MOQ	1
Note	Compatible with all 2.4 frames
BU_FT0070	
Mat	Marble, Verde Guatemala
Dim	530 × 162 × 20 mm 20.8 × 6.3 × 0.7 in
MOQ	1
Note	Compatible with all 2.4 frames





## Flow Frames

Flow Frames are available in stainless steel with brass PVD, black powder-coated, or brushed stainless finishes. Designed to work with all Flow trays and plinths, they offer both flat and angled display options—ideal for creating dynamic, layered presentations.

			
<b>Flow Tall Flat 1.1 Frame</b>	<b>Flow Tall Angled 1.1 Frame</b>	<b>Flow Low Flat 1.1 Frame</b>	<b>Flow Low Angled 1.1 Frame</b>
BU_FL001 •	BU_FL003	BU_FL002 •	BU_FL004 •
<b>Mat</b> Stainless Steel	<b>Mat</b> Stainless Steel	<b>Mat</b> Stainless Steel	<b>Mat</b> Stainless Steel
BU_FL021 •	BU_FL023 •	BU_FL022 •	BU_FL024
<b>Mat</b> Powder Coated Steel, Black	<b>Mat</b> Powder Coated Steel, Black	<b>Mat</b> Powder Coated Steel, Black	<b>Mat</b> Powder Coated Steel, Black
<b>Dim</b> 530 × 325 × 184 mm 20.9 × 12.8 × 7.2 in	<b>Dim</b> 530 × 315 × 182 mm 20.9 × 12.4 × 7.1 in	BU_FL032	<b>Dim</b> 530 × 315 × 97 mm 20.9 × 12.4 × 3.8 in
<b>MOQ</b> 1	<b>MOQ</b> 1	<b>Mat</b> Stainless Steel, Brass PVD	<b>MOQ</b> 1
		<b>Dim</b> 530 × 325 × 99 mm 20.9 × 12.8 × 3.9 in	
		<b>MOQ</b> 1	
			
<b>Flow Tall Flat 1.2 Frame</b>	<b>Flow Tall Angled 1.2 Frame</b>	<b>Flow Low Flat 1.2 Frame</b>	<b>Flow Low Angled 1.2 Frame</b>
BU_FL005 •	BU_FL007 •	BU_FL006 •	BU_FL008 •
<b>Mat</b> Stainless Steel	<b>Mat</b> Stainless Steel	<b>Mat</b> Stainless Steel	<b>Mat</b> Stainless Steel
BU_FL025 •	BU_FL027	BU_FL026 •	BU_FL028 •
<b>Mat</b> Powder Coated Steel, Black	<b>Mat</b> Powder Coated Steel, Black	<b>Mat</b> Powder Coated Steel, Black	<b>Mat</b> Powder Coated Steel, Black
BU_FL035	<b>Dim</b> 265 × 315 × 182 mm 10.4 × 12.4 × 7.1 in	BU_FL036	<b>Dim</b> 265 × 315 × 97 mm 10.4 × 12.4 × 3.8 in
<b>Mat</b> Stainless Steel, Brass PVD	<b>MOQ</b> 1	<b>Mat</b> Stainless Steel, Brass PVD	<b>MOQ</b> 1
<b>Dim</b> 265 × 325 × 184 mm 10.4 × 12.8 × 7.2 in		<b>Dim</b> 265 × 325 × 99 mm 10.4 × 12.8 × 3.9 in	
<b>MOQ</b> 1		<b>MOQ</b> 1	
			
<b>Flow Tall Flat 2.4 Frame</b>		<b>Flow Low Flat 2.4 Frame</b>	
BU_FL009 •	BU_FL029 •	BU_FL010 •	BU_FL030 •
<b>Mat</b> Stainless Steel	<b>Mat</b> Powder Coated Steel, Black	<b>Mat</b> Stainless Steel	<b>Mat</b> Powder Coated Steel, Black
<b>Dim</b> 530 × 163 × 184 mm 20.9 × 6.4 × 7.2 in		<b>Dim</b> 530 × 163 × 99 mm 20.9 × 6.4 × 3.9 in	BU_FL040
<b>MOQ</b> 1		<b>MOQ</b> 1	<b>Mat</b> Stainless Steel, Brass PVD

### Materials and Colours



Stainless Steel



Powder Coated Steel,  
Black



Stainless Steel,  
Brass PVD





# Flow Label Holders

Add functionality to your display with labelling. Flow Label Holders slot easily onto the edge of Flow trays and stands or can be used as stand-alone products.



Flow Brass Label Holder

BU_LH002 •	
Mat	Brushed Brass
Dim	30ø × 38 mm 1.18ø × 1.10 in
MOQ	1
Note	Compatible with all Flow trays



Flow Stainless Steel Label Holder

BU_LH004 •	
Mat	Brushed Stainless Steel
Dim	30ø × 38 mm 1.18ø × 1.10 in
MOQ	1
Note	Compatible with all Flow trays



Flow Copper Label Holder

BU_LH006	
<b>Mat</b>	Copper PVD and Stainless Steel
<b>Dim</b>	30ø × 38 mm 1.18ø × 1.10 in
<b>MOQ</b>	1
<b>Note</b>	Compatible with all Flow trays





# Flow Trolleys

Flow Trolleys have been specified by the Craster design team to offer complete display flexibility. With multiple extending shelves and folding platforms, each trolley offers an adaptable solution for both single and double-sided service for action stations or grab-and-go displays.

Flow's interchangeable and stackable components offer versatility to tailor gastronomic display and allow for efficient replenishment between front and back-of-house.



Flow Oak Double Trolley

TO_RS101		
Mat	Oak, Lacquered	
Dim	Open:	Closed:
	1694 × 1082 × 960 mm	1356 × 700 × 960 mm
	66.7 × 42.6 × 37.8 in	53.4 × 27.6 × 37.8 in
MOQ	1	
Note	Maximum Load: 20kg per shelf, 10kg per flap	



Flow Oak Single Trolley

TO_RS102		
Mat	Oak, Lacquered	
Dim	Open:	Closed:
	1159 × 1082 × 960 mm	821 × 700 × 960 mm
	45.6 × 42.6 × 37.8 in	32.3 × 27.6 × 37.8 in
MOQ	1	
Note	Maximum Load: 20kg per shelf, 10kg per flap	



Flow Walnut Double Trolley

TO_RS103		
Mat	Walnut, Lacquered	
Dim	Open:	Closed:
	1694 × 1082 × 960 mm	1356 × 700 × 960 mm
	66.7 × 42.6 × 37.8 in	53.4 × 27.6 × 37.8 in
MOQ	1	
Note	Maximum Load: 20kg per shelf, 10kg per flap	



Flow Walnut Single Trolley

TO_RS104		
Mat	Walnut, Lacquered	
Dim	Open:	Closed:
	1159 × 1082 × 960 mm	821 × 700 × 960 mm
	45.6 × 42.6 × 37.8 in	32.3 × 27.6 × 37.8 in
MOQ	1	
Note	Maximum Load: 20kg per shelf, 10kg per flap	





# Flow Hot and Cold Trolleys

Flow Hot and Cold Trolleys deliver dual cooling and heating functionality in one compact, versatile display unit, enabling functional flexibility from chilled breakfast juice stations to heated brunch action stations and frosted grab-and-go cuisine presentation.

Specified by the Craster design team to withstand temperature changes, the food-safe, durable top offers a wide temperature range from -5°C (23°F) to 140°C (284°F). The trolley features multiple extending shelves, giving added storage for multi-height display with double-sided service.



Flow Oak Hot and Cold Trolley

TO\_HC2101

Plug UK Plug

TO\_HC2102

Plug EU Type F Plug

TO\_HC2104

Plug US Plug

Mat Oak, Lacquered and Dekton

Dim Open: 1489 × 1082 × 960 mm  
58.6 × 42.6 × 37.8 in Closed: 829 × 700 × 960 mm  
32.6 × 27.6 × 37.8 in

MOQ 1

Note Maximum Load: 20kg per shelf, 10kg per flap  
Variable Temperature from -5°C to +140°C



Flow Walnut Hot and Cold Trolley

TO\_HC2201

Plug UK Plug

TO\_HC2202

Plug EU Type F Plug

TO\_HC2204

Plug US Plug

Mat Walnut, Lacquered and Dekton

Dim Open: 1489 × 1082 × 960 mm  
58.6 × 42.6 × 37.8 in Closed: 829 × 700 × 960 mm  
32.6 × 27.6 × 37.8 in

MOQ 1

Note Maximum Load: 20kg per shelf, 10kg per flap  
Variable Temperature from -5°C to +140°C







# Flow Oak Troughs

Designed and developed to offer the Flow range greater volume capacity, Flow Oak Troughs are ideal for bottle services. Trough liners enable easy replenishment and can extend the lifetime of the oak.



## Flow Tall Oak Trough

BU\_RS005  
**Mat** Oak, Lacquered  
**Dim** 574 × 250 × 857 mm  
22.6 × 9.8 × 33.7 in  
**MOQ** 1  
**Note** Includes: BU\_RS009 & BU\_RS007  
Assembly required



## Flow Oak Trough

BU\_RS006  
**Mat** Oak, Lacquered  
**Dim** 574 × 250 × 432 mm  
22.6 × 9.8 × 17 in  
**MOQ** 1  
**Note** Includes: BU\_RS009  
Assembly required



## Flow Tall Oak Trough Tray

BU\_RS009  
**Mat** Oak, Lacquered  
**Dim** 530 × 250 × 200 mm  
20.9 × 9.8 × 7.9 in  
**MOQ** 1



## Flow Oak Trough Tray

BU\_RS007  
**Mat** Oak, Lacquered  
**Dim** 530 × 250 × 160 mm  
20.9 × 9.8 × 6.3 in  
**MOQ** 1



## Flow Oak Half Trough Tray

BU\_RS008  
**Mat** Oak, Lacquered  
**Dim** 265 × 250 × 160 mm  
10.4 × 9.8 × 6.3 in  
**MOQ** 1



## Flow Half Trough Liner

BU\_TL1321  
**Mat** Transparent PETG  
**Dim** 250 × 235 × 128 mm  
9.8 × 9.2 × 5 in  
**MOQ** 1  
**Note** 2 Units required for use with Flow Trough Tray





# Tilt

**Frame finishes:** Black (powder coated steel), stainless steel, brass.

**Practical:** Cylindrical metal frames support diverse serving tops, and frames are secured by precision-fitted rubber rings for stability.

**Bowl finishes:** Brass, copper, walnut, olive wood. Ceramic in white, black, light grey, and dark grey.

**Plinth finishes:** Oak, walnut, black glass, grey marble, white marble, green marble.

**Other accessories:** Yoghurt dispenser, juice dispenser, mini juice dispenser, jars and lids, spoons.

## FRAME SIZES:

**Tilt Standard:** Low, medium, tall, and extra tall.

**Tilt Large:** Low, medium, and tall.

**Tilt Mini:** Single, triple, and quintuple variations (in low and medium heights).

**Ideal for:**  
Creative displays, multi-height  
buffet setups, coffee stations.



Discover more


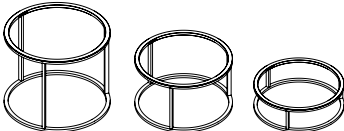
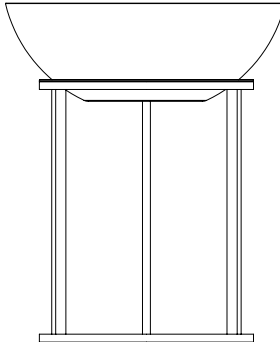

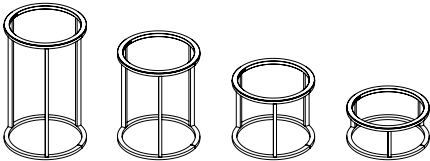
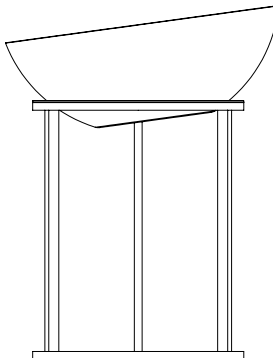

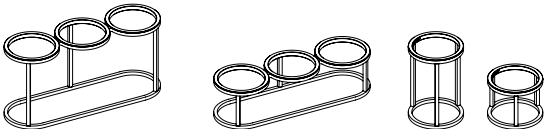
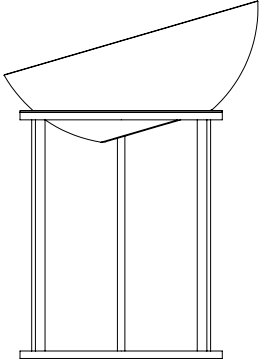


# How to Create Your Buffet with Tilt

Tilt is a flexible system composed of cylindrical metal frames compatible with serving top solutions for both wet and dry foods as part of a large display or in single-serve presentations.

To create a custom display, choose a frame diameter and height. Then pair it with bowls, plinths, or juice dispensers crafted from luxurious marble, black glass, stainless steel, or solid wood. For a seamless setup, ensure that your selected display vessel is compatible with your frame's diameter.

	Sizes	Material
Bowls and Platters		<div><div></div> Oak</div> <div><div></div> Walnut</div> <div><div></div> Olive Wood</div> <div><div></div> Brass PVD and Steel</div> <div><div></div> Copper PVD and Steel</div> <div><div></div> Black Porcelain</div> <div><div></div> Dark Grey Porcelain</div> <div><div></div> Light Grey Porcelain</div> <div><div></div> White Porcelain</div> <div><div></div> Bone China</div>
Glass Jars		<div><div></div> Clear Glass</div>
Juice Dispensers		<div><div></div> Clear Glass</div>
Tilt Large – XL Plinths		<div><div></div> Oak</div> <div><div></div> Walnut</div> <div><div></div> White Marble</div> <div><div></div> Black Marble</div> <div><div></div> Black Glass</div> <div><div></div> Green Marble</div>
	<div>*Any XL sizes fit on standard frames and large frames</div> <div>*XL Plinth only available in oak and walnut</div>	
Tilt Standard Plinths		<div><div></div> Oak</div> <div><div></div> Walnut</div> <div><div></div> White Marble</div> <div><div></div> Black Marble</div> <div><div></div> Black Glass</div> <div><div></div> Green Marble</div>
		<div><div></div> Oak</div> <div><div></div> Walnut</div> <div><div></div> Black Glass</div>
Tilt Mini Plinths		<div><div></div> Oak</div> <div><div></div> Walnut</div> <div><div></div> White Marble</div> <div><div></div> Grey Marble</div>
		<div><div></div> Oak</div> <div><div></div> Walnut</div> <div><div></div> White Marble</div> <div><div></div> Grey Marble</div>
		<div><div></div> Oak</div> <div><div></div> Walnut</div>

Sizes	Material
Tilt Large Frames (ø 320 mm / 12.6 in)	<div></div> <div></div>
Tilt Standard Frames (ø 218 mm / 8.6 in)	<div><div></div><div></div></div>
Tilt Mini Frames (ø 125 mm / 4.9 in)	<div><div></div><div></div></div>

Tilt Yoghurt Dispenser		<div><div></div> Stainless Steel + White</div>
Tilt Utensils		<div><div></div> Oak</div> <div><div></div> Walnut</div>





# Tilt Porcelain Bowls

Tilt bowls are intelligently engineered to fit seamlessly within Tilt frames, with an ability to be tilted at various angles to enhance food volume.

Porcelain bowls are perfect for cereal and salad presentation.



Tilt Black Porcelain Bowl

Large	Medium	Small	//// OO
BW_CR1801 •	BW_CR1802 •	BW_CR1803 •	
Mat Porcelain	Porcelain	Porcelain	
Dim 290ø × 100 mm 11.4ø × 3.9 in	250ø × 85 mm 9.8ø × 3.3 in	210ø × 70 mm 8.3ø × 2.8 in	
Vol 3.5 litres Approx. 123 fl oz	2 litres Approx. 44 fl oz	1 litres Approx. 35 fl oz	
MOQ 1	1	1	



Tilt Dark Grey Porcelain Bowl

Large	Medium	Small	//// OO
BW_CR1501 •	BW_CR1502 •	BW_CR1503 •	
Mat Porcelain	Porcelain	Porcelain	
Dim 290ø × 100 mm 11.4ø × 3.9 in	250ø × 85 mm 9.8ø × 3.3 in	210ø × 70 mm 8.3ø × 2.8 in	
Vol 3.5 litres Approx. 123 fl oz	2 litres Approx. 44 fl oz	1 litres Approx. 35 fl oz	
MOQ 1	1	1	



Tilt Light Grey Porcelain Bowl

Large	Medium	Small	//// OO
BW_CR1601 •	BW_CR1602 •	BW_CR1603 •	
Mat Porcelain	Porcelain	Porcelain	
Dim 290ø × 100 mm 11.4ø × 3.9 in	250ø × 85 mm 9.8ø × 3.3 in	210ø × 70 mm 8.3ø × 2.8 in	
Vol 3.5 litres Approx. 123 fl oz	2 litres Approx. 44 fl oz	1 litres Approx. 35 fl oz	
MOQ 1	1	1	



Tilt White Porcelain Bowl

Large	Medium	Small	//// OO
BW_CR1701 •	BW_CR1702 •	BW_CR1703 •	
Mat Porcelain	Porcelain	Porcelain	
Dim 290ø × 100 mm 11.4ø × 3.9 in	250ø × 85 mm 9.8ø × 3.3 in	210ø × 70 mm 8.3ø × 2.8 in	
Vol 3.5 litres Approx. 123 fl oz	2 litres Approx. 44 fl oz	1 litres Approx. 35 fl oz	
MOQ 1	1	1	





# Tilt Porcelain Platters

With a gentle hemispherical curve, Tilt Porcelain Platters enhance food presentation—especially salads—creating volume and visual impact with less product.

Available in white, grey, and dark grey, the colours match our bestselling Tilt Bowls and offer flexibility for buffet display. Darker tones highlight vibrant ingredients and help paler foods stand out. Made from high-fired porcelain, the platters are durable and dishwasher safe for everyday professional use.

		
<b>Tilt Large Dark Grey Porcelain Platter</b>	<b>Tilt Large Light Grey Porcelain Platter</b>	<b>Tilt Large White Porcelain Platter</b>
BW_PP1501	BW_PP1601	BW_PP1701
<b>Mat</b> Porcelain	<b>Mat</b> Porcelain	<b>Mat</b> Porcelain
<b>Dim</b> 340ø × 47mm	<b>Dim</b> 340ø × 47mm	<b>Dim</b> 340ø × 47mm
13.4 × 13.4 × 1.9 in	13.4 × 13.4 × 1.9 in	13.4 × 13.4 × 1.9 in
<b>MOQ</b> 1	<b>MOQ</b> 1	<b>MOQ</b> 1





## Tilt Brass and Copper Bowls

Tilt bowls are intelligently engineered to fit seamlessly within Tilt frames, with an ability to be tilted at various angles to enhance food volume.

Tilt Brass and Copper Bowls are ideal for wet food display.

<b>Tilt Brass Bowl</b>			<b>Tilt Copper Bowl</b>		
<b>Large</b> BW_BR1903 •	<b>Medium</b> BW_BR1902 •	<b>Small</b> BW_BR1901 •	<b>Large</b> BW_CO1903 •	<b>Medium</b> BW_CO1902 •	<b>Small</b> BW_CO1901 •
<b>Mat</b> Brass PVD and Stainless Steel	Brass PVD and Stainless Steel	Brass PVD and Stainless Steel	<b>Mat</b> Copper PVD and Stainless Steel	Copper PVD and Stainless Steel	Copper PVD and Stainless Steel
<b>Dim</b> 285ø × 100 mm 11.2ø × 3.9 in	250ø × 85 mm 9.8ø × 3.3 in	215ø × 70 mm 8.5ø × 2.7 in	<b>Dim</b> 285ø × 100 mm 11.2ø × 3.9 in	250ø × 85 mm 9.8ø × 3.3 in	215ø × 70 mm 8.5ø × 2.7 in
<b>Vol</b> 4.1 litres Approx. 144 fl oz	2.5 litres Approx. 88 fl oz	1.5 litres Approx. 53 fl oz	<b>Vol</b> 4.1 litres Approx. 144 fl oz	2.5 litres Approx. 88 fl oz	1.5 litres Approx. 53 fl oz
<b>MOQ</b> 1	1	1	<b>MOQ</b> 1	1	1





# Tilt Fine Bone China Coupes

The Tilt Fine Bone China Coupes are ideal for large-scale presentation.

Designed for effortless single-handed self-service in luxury buffet settings, this collection combines elegant curves with versatile shapes to enhance table presentation.

The Tilt Bone China Coupe Bowl and Platter are compatible with both Tilt Mini frames and standard Tilt frames.

The Tilt Large Bone China Coupe Bowl and Platter are compatible only with Tilt Large frames and standard Tilt frames.



Tilt Coupe Large Bowl

BW_BC004	
Mat	Fine Bone China
Dim	364ø × 88 mm 14.33 × 14.33 × 3.46 in
Vol	71 litres Approx. 240 fl oz
MOQ	1



Tilt Coupe Bowl

BW_BC002	
Mat	Fine Bone China
Dim	262ø × 88 mm 10.31 × 10.31 × 3.46 in
Vol	3.4 litres Approx. 114 fl oz
MOQ	1



Tilt Coupe Large Platter

BW_BC003	
Mat	Fine Bone China
Dim	364ø × 46 mm 14.33 × 14.33 × 1.81 in
Vol	3.4 litres Approx. 114 fl oz
MOQ	1



Tilt Coupe Platter

BW_BC001	
Mat	Fine Bone China
Dim	262ø × 46 mm 10.31 × 10.31 × 1.81 in
Vol	1.6 litres Approx. 54 fl oz
MOQ	1







# Tilt Olive Wood Bowls

Beautifully handcrafted from solid olive wood, each piece in this collection showcases the rich, natural grain of the timber. Ideal for displaying fresh produce, these rustic bowls and platters bring organic warmth and character to any setting.

Due to the natural variation in grain and the artisanal process, each item is unique—subtle differences in size and finish are to be expected.



## Large Rustic Olive Wood Bowl

BW\_OR2103

**Mat** Olive Wood, Oiled

**Dim** 290ø × 100 mm  
1.4ø × 3.9 in

**MOQ** 1

**Note** Due to the natural variations in olive wood, bowl sizes may vary significantly and exact dimensions cannot be guaranteed.



## Medium Rustic Olive Wood Bowl

BW\_OR2102

**Mat** Olive Wood, Oiled

**Dim** 250ø × 85 mm  
9.8ø × 3.3 in

**MOQ** 1

**Note** Due to the natural variations in olive wood, bowl sizes may vary significantly and exact dimensions cannot be guaranteed.



## Small Rustic Olive Wood Bowl

BW\_OR2101

**Mat** Olive Wood, Oiled

**Dim** 210ø × 70 mm  
8.3ø × 2.8 in

**MOQ** 1

**Note** Due to the natural variations in olive wood, bowl sizes may vary significantly and exact dimensions cannot be guaranteed.



## Mini Rustic Olive Wood Bowl

BW\_OR2100

**Mat** Olive Wood, Oiled

**Dim** 120ø × 40 mm  
4.7ø × 1.6 in

**MOQ** 1

**Note** Due to the natural variations in olive wood, bowl sizes may vary significantly and exact dimensions cannot be guaranteed.





# Tilt Oak Bowls and Platters

Tilt bowls are intelligently engineered to fit seamlessly within Tilt frames.

Tilt Oak Bowls and Platters are perfect for cereal and dry salad presentation.

All timber products feature natural grain variation.



Tilt Large Oak Straight Bowl

BU\_OSB007

Mat	Oak, Oiled
Dim	320ø × 48mm 12.6ø × 1.9 in
MOQ	1



Tilt Extra Large Oak Straight Platter

BU\_OSB005

Mat	Oak, Oiled
Dim	400ø × 28mm 15.7ø × 1.1 in
MOQ	1



Tilt Large Oak Straight Platter

BU\_OSB004

Mat	Oak, Oiled
Dim	320ø × 28mm 12.6ø × 1.1 in
MOQ	1



Tilt Oak Straight Platter

BU\_OSB003

Mat	Oak, Oiled
Dim	218ø × 28mm 8.6ø × 1.1 in
MOQ	1



Tilt Mini Long Oak Straight Platter

BU\_OSB008

Mat	Oak, Oiled
Dim	383 × 125 × 28mm 15.1 × 4.9 × 1.1 in
MOQ	1





# Tilt Walnut Bowls and Platters

Tilt bowls are intelligently engineered to fit seamlessly within Tilt frames, with an ability to be tilted at various angles to enhance food volume.

Tilt Walnut Bowls and Platters are perfect for cereal and dry salad presentation.

All timber products feature natural grain variation.



Tilt Large Walnut Wood Bowl

BW\_WR1203 •

**Mat** Walnut, Oiled  
**Dim** 285ø × 100 mm  
11.2ø × 3.9 in  
**Vol** 2.9 litres  
Approx. 102 fl oz  
**MOQ** 1



Tilt Medium Walnut Wood Bowl

BW\_WR1202 •

**Mat** Walnut, Oiled  
**Dim** 250ø × 85 mm  
9.8ø × 3.3 in  
**Vol** 1.7 litres  
Approx. 60 fl oz  
**MOQ** 1



Tilt Small Walnut Wood Bowl

BW\_WR1201 •

**Mat** Walnut, Oiled  
**Dim** 215ø × 70 mm  
8.5ø × 2.7 in  
**Vol** 0.8 litres  
(approx. 28 fl oz)  
**MOQ** 1



Tilt Large Walnut Straight Bowl

BU\_WSB007

**Mat** Walnut, Oiled  
**Dim** 320ø × 48mm  
12.6ø × 1.9 in  
**MOQ** 1



Tilt Mini Walnut Straight Bowl

BU\_WSB002

**Mat** Walnut, Oiled  
**Dim** 125ø × 58mm  
4.9ø × 2.3 in  
**MOQ** 1



Tilt Mini Short Walnut Straight Bowl

BU\_WSB001

**Mat** Walnut, Oiled  
**Dim** 125ø × 38mm  
4.9ø × 1.5 in  
**MOQ** 1



Tilt Extra Large Walnut Straight Platter

BU\_WSB005

**Mat** Walnut, Oiled  
**Dim** 400ø × 28mm  
15.7ø × 1.1 in  
**MOQ** 1



Tilt Large Walnut Straight Platter

BU\_WSB004

**Mat** Walnut, Oiled  
**Dim** 320ø × 28mm  
12.6ø × 1.1 in  
**MOQ** 1



Tilt Walnut Straight Platter

BU\_WSB003

**Mat** Walnut, Oiled  
**Dim** 218ø × 28mm  
8.6ø × 1.1 in  
**MOQ** 1



Tilt Mini Long Walnut Straight Platter

BU\_WSB008

**Mat** Walnut, Oiled  
**Dim** 383 × 125 × 28mm  
15.1 × 4.9 × 1.1 in  
**MOQ** 1





# Tilt Plinths

Perfectly proportioned plinths for cake, bread and wet or dry ambient food display.  
Available in robust hardwoods, luxurious marbles and lustrous black glass.

Round plinths and the Large Black Glass Round Plinth locate securely onto Tilt frames while Long plinths are carried by pairs of frames.



Tilt Round Oak Plinth

BU\_OP1109

**Mat** Oak, Oiled  
**Dim** 218ø × 25 mm  
8.6ø × 1 in  
**MOQ** 1



Tilt Round Walnut Plinth

BU\_WP1209 •

**Mat** Walnut, Oiled  
**Dim** 218ø × 25 mm  
8.6ø × 1 in  
**MOQ** 1



Tilt Round Black Glass Plinth

BU\_GP0042

**Mat** Glass, Black  
**Dim** 218ø × 20 mm  
8.6ø × 0.8 in  
**MOQ** 1



Tilt Round Grey Marble Plinth

BU\_MP1509 •

**Mat** Marble, Grey  
**Dim** 218ø × 25 mm  
8.6ø × 1 in  
**MOQ** 1



Tilt Round White Marble Plinth

BU\_MP1609 •

**Mat** Marble, White  
**Dim** 218ø × 25 mm  
8.6ø × 1 in  
**MOQ** 1



Tilt Round Green Marble Plinth

BU\_MP1709

**Mat** Marble, Verde Guatemala  
**Dim** 218ø × 25 mm  
8.6ø × 1 in  
**MOQ** 1



Tilt Long Oak Plinth

BU\_OP1108

**Mat** Oak, Oiled  
**Dim** 770 × 218 × 25 mm  
30.3 × 8.6 × 1 in  
**MOQ** 1



Tilt Long Walnut Plinth

BU\_WP1208 •

**Mat** Walnut, Oiled  
**Dim** 770 × 218 × 25 mm  
30.3 × 8.6 × 1 in  
**MOQ** 1



Tilt Long Black Glass Plinth

BU\_GP0040

**Mat** Glass, Black  
**Dim** 770 × 218 × 20 mm  
30.3 × 8.6 × 0.8 in  
**MOQ** 1



Tilt Large Round Black Glass Plinth

BU\_GP0041

**Mat** Glass, Black  
**Dim** 320ø × 20 mm  
11.6ø × 0.8 in  
**MOQ** 1  
**Note** Compatible with cloche BU\_GC001





## Tilt Glass Jars

Designed to fit with three different height Tilt frames, Tilt Glass Jars are the perfect solution for elegant cereal or ice display. The turned walnut or oak lid can sit effortlessly on the edge of the jar for single-handed serving. The Tilt Wooden Spoon (page 89) completes the functional Tilt Jar Set. Each wooden spoon is ergonomically designed for easy handling. Oak and Walnut Mini Glass Jars are sold separately or can be bought with lids or triple bases.



### Tilt Glass Jar

BU_GJ001 •	
Mat	Glass, Soda Lime
Dim	218ø × 165 mm 8.6ø × 6.5 in
Vol	3 litres Approx. 101 fl oz
MOQ	1
Note	Compatible with standard Tilt frames



### Tilt Mini Glass Jar

BU_GJ002 •	
Mat	Glass, Soda Lime
Dim	125ø × 95 mm 5ø × 3.7 in
Vol	500 ml 17 oz
Note	Compatible with Tilt Mini frames.



### Tilt Oak Jar Lid

BU_OL001 •	
Mat	Oak, Oiled
Dim	207ø × 30 mm 8.1ø × 1.1 in
MOQ	1



### Tilt Walnut Jar Lid

BU_WL001 •	
Mat	Walnut, Oiled
Dim	207ø × 30 mm 8.1ø × 1.1 in
MOQ	1



### Tilt Walnut Jar Base

BU_WB001	
Mat	Walnut, Oiled
Dim	210ø × 19 mm 8.3ø × 0.7 in
MOQ	1



### Tilt Oak Mini Glass Jar Set

SET_GJ001		
Tilt Mini Glass Jar	Tilt Oak Mini Jar Lid	Tilt Oak Mini Jar Triple Base
Mat	Glass, Soda Lime	Oak, Oiled
Dim	125ø × 95 mm 5ø × 3.7 in	116ø × 17 mm 4.6ø × 0.7 in
Vol	500 ml 17 oz	450 × 145 × 15 mm 17.7 × 5.7 × 0.6 in
MOQ	1	
Note	All components available individually	



### Tilt Walnut Mini Glass Jar Set

SET_GJW01		
Tilt Mini Glass Jar	Tilt Walnut Mini Jar Lid	Tilt Walnut Mini Jar Triple Base
Mat	Glass, Soda Lime	Walnut, Oiled
Dim	125ø × 95 mm 5ø × 3.7 in	116ø × 17 mm 4.6ø × 0.7 in
Vol	500 ml 17 oz	450 × 145 × 15 mm 17.7 × 5.7 × 0.6 in
MOQ	1	
Note	All components available individually	














# Tilt Frames

Tilt frames feature a precision fitted rubber ring, which gently grips the bowl and plinth surfaces, allowing for curated display with secure positioning.

Available in stainless, black powder coated, or brass finished steel.

			
<b>Tilt Extra Tall Stainless Steel Frame</b>	<b>Tilt Tall Stainless Steel Frame</b>	<b>Tilt Medium Stainless Steel Frame</b>	<b>Tilt Low Stainless Steel Frame</b>
BU_RR6104	BU_RR6103 •	BU_RR6102 •	BU_RR6101 •
<b>Mat</b> Stainless Steel	<b>Mat</b> Stainless Steel	<b>Mat</b> Stainless Steel	<b>Mat</b> Stainless Steel
<b>Dim</b> 218ø × 350 mm	<b>Dim</b> 218ø × 265 mm	<b>Dim</b> 218ø × 180 mm	<b>Dim</b> 218ø × 95 mm
8.6ø × 13.7 in	8.6ø × 10.4 in	8.6ø × 7 in	8.6ø × 3.7 in
<b>MOQ</b> 1	<b>MOQ</b> 1	<b>MOQ</b> 1	<b>MOQ</b> 1
			
<b>Tilt Extra Tall Black Frame</b>	<b>Tilt Tall Black Frame</b>	<b>Tilt Medium Black Frame</b>	<b>Tilt Low Black Frame</b>
BU_RR6204 •	BU_RR6203 •	BU_RR6202 •	BU_RR6201 •
<b>Mat</b> Powder Coated Steel, Black	<b>Mat</b> Powder Coated Steel, Black	<b>Mat</b> Powder Coated Steel, Black	<b>Mat</b> Powder Coated Steel, Black
<b>Dim</b> 218ø × 350 mm	<b>Dim</b> 218ø × 265 mm	<b>Dim</b> 218ø × 180 mm	<b>Dim</b> 218ø × 95 mm
8.6ø × 13.7 in	8.6ø × 10.4 in	8.6ø × 7 in	8.6ø × 3.7 in
<b>MOQ</b> 1	<b>MOQ</b> 1	<b>MOQ</b> 1	<b>MOQ</b> 1
			
<b>Tilt Extra Tall Brass Frame</b>	<b>Tilt Tall Brass Frame</b>	<b>Tilt Medium Brass Frame</b>	<b>Tilt Low Brass Frame</b>
BU_RR6304	BU_RR6303 •	BU_RR6302 •	BU_RR6301 •
<b>Mat</b> Brass PVD and Stainless Steel	<b>Mat</b> Brass PVD and Stainless Steel	<b>Mat</b> Brass PVD and Stainless Steel	<b>Mat</b> Brass PVD and Stainless Steel
<b>Dim</b> 218ø × 350 mm	<b>Dim</b> 218ø × 265 mm	<b>Dim</b> 218ø × 180 mm	<b>Dim</b> 218ø × 95 mm
8.6ø × 13.7 in	8.6ø × 10.4 in	8.6ø × 7 in	8.6ø × 3.7 in
<b>MOQ</b> 1	<b>MOQ</b> 1	<b>MOQ</b> 1	<b>MOQ</b> 1





# Tilt Frames

Choreograph exceptional culinary displays with the Tilt Triple Frame. Pair a stainless steel or black triple frame with juice dispensers, glass jars or a range of luxurious plinths to create visually powerful, multi-material presentations.

Three-tier frames offer ideal high tea service platforms and can be bridged with Tilt Long Plinths.



Tilt Stainless Steel Three-Tier Frame

BU_RR6105 •	
Mat	Stainless Steel
Dim	242 × 218 × 553 mm 9.5 × 8.6 × 21.8 in
MOQ	1



Tilt Black Three-Tier Frame

BU_RR6205 •	
Mat	Powder Coated Steel, Black
Dim	242 × 218 × 553 mm 9.5 × 8.6 × 21.8 in
MOQ	1



Tilt Stainless Steel Triple Frame

BU_TR001 •	
Mat	Stainless Steel
Dim	662 × 218 × 180 mm 26 × 8.6 × 7 in
MOQ	1



Tilt Black Triple Frame

BU_TR021 •	
Mat	Powder Coated Steel, Black
Dim	662 × 218 × 180 mm 26 × 8.6 × 7 in
MOQ	1















# Tilt Large

The Tilt Large range features an expanded footprint to accommodate larger serving sizes and presentation surfaces. Large frames feature a precision-fitted rubber gasket, which gently grips the surface of these larger Tilt pieces, allowing them to be used at multiple angles while offering poise at height.

Luxurious marbles and natural timbers offer exceptional display surfaces in this expanded footprint.

Tilt Large Frames are available in tall, medium, and low.

Tilt Large Plinths operate on both Tilt Large and classic Tilt frame sizes. Tilt Extra Large Plinths operate only on Tilt Large Frames.

				
<b>Tilt Large Tall Black Frame</b>	<b>Tilt Large Medium Black Frame</b>	<b>Tilt Large Low Black Frame</b>		
BU_RR6213	BU_RR6212	BU_RR6211		
<b>Mat</b> Powder Coated Steel, Black	<b>Mat</b> Powder Coated Steel, Black	<b>Mat</b> Powder Coated Steel, Black		
<b>Dim</b> 320ø × 265 mm	<b>Dim</b> 320ø × 180 mm	<b>Dim</b> 320ø × 95 mm		
12.6ø × 10.4 in	12.5ø × 7 in	12.6ø × 3.7 in		
<b>MOQ</b> 1	<b>MOQ</b> 1	<b>MOQ</b> 1		
				
<b>Tilt Extra Large Round Oak Plinth</b>	<b>Tilt Extra Large Round Walnut Plinth</b>	<b>Tilt Large Round Oak Plinth</b>	<b>Tilt Large Round Walnut Plinth</b>	
BU_OP1120	BU_WP1220	BU_OP1119	BU_WP1219	
<b>Mat</b> Oak , Oiled	<b>Mat</b> Walnut , Oiled	<b>Mat</b> Oak, Oiled	<b>Mat</b> Walnut, Oiled	
<b>Dim</b> 400ø × 25 mm	<b>Dim</b> 400ø × 25 mm	<b>Dim</b> 320ø × 25 mm	<b>Dim</b> 320ø × 25 mm	
15.07ø × 1 in	15.07ø × 1 in	11.6ø × 1 in	11.6ø × 1 in	
<b>MOQ</b> 1	<b>MOQ</b> 1	<b>MOQ</b> 1	<b>MOQ</b> 1	
		<b>Note</b> Compatible with large glass cloches	<b>Note</b> Compatible with large glass cloches	
				
<b>Tilt Large Round White Marble Plinth</b>	<b>Tilt Large Round Grey Marble Plinth</b>	<b>Tilt Large Round Green Marble Plinth</b>		
BU_MP1610	BU_MP1510	BU_MP1710		
<b>Mat</b> Marble, White	<b>Mat</b> Marble, Grey	<b>Mat</b> Marble, Verde Guatemala		
<b>Dim</b> 320ø × 25 mm	<b>Dim</b> 320ø × 25 mm	<b>Dim</b> 320ø × 25 mm		
12.6ø × 1 in	12.6ø × 1 in	12.6ø × 1 in		
<b>MOQ</b> 1	<b>MOQ</b> 1	<b>MOQ</b> 1		















# Tilt Mini Plinths

The Tilt Mini Plinths elevate any dining experience, adding sophistication to both casual and formal events.

Designed to complement the Tilt Mini Frame collection, they offer an elegant platform for showcasing small appetisers and canapés.

			
<b>Tilt Mini Oak Plinth</b>	<b>Tilt Mini Walnut Plinth</b>	<b>Tilt Mini White Marble Plinth</b>	<b>Tilt Mini Grey Marble Plinth</b>
BU_OP1105	BU_WP1205	BU_MP1605	BU_MP1505
<b>Mat</b> Oak, Oiled	<b>Mat</b> Walnut, Oiled	<b>Mat</b> Marble, White	<b>Mat</b> Marble, Grey
<b>Dim</b> 125ø × 25 mm 4.92ø × 0.98 in	<b>Dim</b> 125ø × 25 mm 4.92ø × 0.98 in	<b>Dim</b> 125ø × 25 mm 4.92ø × 0.98 in	<b>Dim</b> 125ø × 25 mm 4.92ø × 0.98 in
<b>MOQ</b> 1	<b>MOQ</b> 1	<b>MOQ</b> 1	<b>MOQ</b> 1
<b>Note</b> Compatible with all Tilt Mini Frames	<b>Note</b> Compatible with all Tilt Mini Frames	<b>Note</b> Compatible with all Tilt Mini Frames	<b>Note</b> Compatible with all Tilt Mini Frames
			
<b>Tilt Mini Triple Oak Plinth</b>	<b>Tilt Mini Triple Walnut Plinth</b>	<b>Tilt Mini Triple White Marble Plinth</b>	<b>Tilt Mini Triple Grey Marble Plinth</b>
BU_OP1106	BU_WP1206	BU_MP1606	BU_MP1506
<b>Mat</b> Oak, Oiled	<b>Mat</b> Walnut, Oiled	<b>Mat</b> Marble, White	<b>Mat</b> Marble, Grey
<b>Dim</b> 383 × 125 × 25 mm 15.08 × 4.92 × 0.98 in	<b>Dim</b> 383 × 125 × 25 mm 15.08 × 4.92 × 0.98 in	<b>Dim</b> 383 × 125 × 25 mm 15.08 × 4.92 × 0.98 in	<b>Dim</b> 383 × 125 × 25 mm 15.08 × 4.92 × 0.98 in
<b>MOQ</b> 1	<b>MOQ</b> 1	<b>MOQ</b> 1	<b>MOQ</b> 1
<b>Note</b> Compatible with all Tilt Mini Frames	<b>Note</b> Compatible with all Tilt Mini Frames	<b>Note</b> Compatible with all Tilt Mini Frames	<b>Note</b> Compatible with all Tilt Mini Frames
			
<b>Tilt Mini Quintuple Oak Plinth</b>	<b>Tilt Mini Quintuple Walnut Plinth</b>		
BU_OP1107	BU_WP1207		
<b>Mat</b> Oak, Oiled	<b>Mat</b> Walnut, Oiled		
<b>Dim</b> 641 × 125 × 25 mm 25.24 × 4.92 × 0.98 in	<b>Dim</b> 641 × 125 × 25 mm 25.24 × 4.92 × 0.98 in		
<b>MOQ</b> 1	<b>MOQ</b> 1		
<b>Note</b> Compatible with all Tilt Mini Frames	<b>Note</b> Compatible with all Tilt Mini Frames		





## Tilt Mini Frames

The Tilt Mini Frame range is a refined and versatile solution for enhancing buffet and event presentations. Offered in three configurations — quintuple, triple, and single — and available in two heights, these frames are designed to pair with our mini jars and bowls.

Perfectly suited for a variety of settings—including bars, breakfast buffets, candy stations, VIP boxes and in-room amenities—the mini frames facilitate diverse arrangements that can accommodate an array of toppings and garnishes.



Tilt Mini Medium Stainless Steel Triple Frame

BU\_TR003

**Mat** Stainless Steel, Polished

**Dim** 387 × 125 × 182 mm  
15.24 × 4.92 × 7.17 in

**MOQ** 1



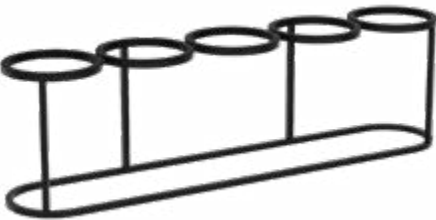
Tilt Mini Low Triple Stainless Steel Frame

BU\_TR002

**Mat** Stainless Steel, Polished

**Dim** 387 × 125 × 98 mm  
15.24 × 4.92 × 3.86 in

**MOQ** 1



Tilt Mini Medium Quintuple Black Frame

BU\_QR023

**Mat** Powder Coated Steel, Black

**Dim** 641 × 125 × 182 mm  
8.6ø × 13.7 in

**MOQ** 1



Tilt Mini Medium Triple Black Frame

BU\_TR023

**Mat** Powder Coated Steel, Black

**Dim** 387 × 125 × 182 mm  
15.24 × 4.92 × 7.17 in

**MOQ** 1



Tilt Mini Medium Black Frame

BU\_RR6231

**Mat** Powder Coated Steel, Black

**Dim** 125ø × 182 mm  
4.92ø × 7.17 in

**MOQ** 1



Tilt Mini Low Quintuple Black Frame

BU\_QR022

**Mat** Powder Coated Steel, Black

**Dim** 641 × 125 × 98 mm  
25.24 × 4.92 × 3.86 in

**MOQ** 1



Tilt Mini Low Triple Black Frame

BU\_TR022

**Mat** Powder Coated Steel, Black

**Dim** 387 × 125 × 98 mm  
15.24 × 4.92 × 3.86 in

**MOQ** 1



Tilt Mini Low Black Frame

BU\_RR6231

**Mat** Powder Coated Steel, Black

**Dim** 125ø × 98 mm  
4.92ø × 3.86 in

**MOQ** 1





# Tilt Mini Juice Dispensers

The Tilt Mini Triple Juice Dispenser is an elegant addition to any buffet setting, intelligently designed to serve chilled beverages. The streamlined silhouette harmonises a space that can often feel chaotic.

Comprising independently cooled 3 litre dispensers that can be swapped out or replenished in service, this product delivers a spill-free solution for occasions where choice and volume are essential.



Tilt Mini Juice Dispenser  
+ Stainless Steel Mini Triple Riser Set

SET_MJDTR003	❄️
Mat	Glass, Soda Lime and Stainless Steel
Dim	383 × 125 × 417 mm 15 × 5 × 16.4 in
Vol	Each jar holds 3 litres Approx. 101 fl oz
MOQ	1
Note	3 × SET_MJD 1 × BU_MJD0016: Tilt Mini Triple Drip Tray 1 × BU_TR003: Tilt Mini Med Triple Frame (Stainless Steel)



Tilt Mini Juice Dispenser  
+ Black Mini Triple Riser Set

SET_MJDTR023	❄️
Mat	Glass, Soda Lime, Stainless Steel and Powder Coated Steel, Black
Dim	383 × 125 × 417 mm 15 × 5 × 16.4 in
Vol	Each jar holds 3 litres Approx. 101 fl oz
MOQ	1
Note	3 × SET_MJD 1 × BU_MJD0016: Tilt Mini Triple Drip Tray 1 × BU_TR023: Tilt Mini Med Triple Frame (Black)



Tilt Mini Juice Dispenser

SET_MJD	❄️
Mat	Glass, Soda Lime and Stainless Steel
Dim	125ø × 322 mm 4.92ø × 12.68 in
Vol	Holds 3 litres (approx. 101 fl oz)
MOQ	1
Note	1 × BU_MJD0017: Tilt Mini Juice Dispenser (Glass Jar) 1 × BU_MJD0010: Tilt Mini Components





## Tilt Drinks Service

With its elegant curves and simple, functional features, the ice-free Tilt Juice Dispenser is a perfect addition to any group setting, quenching guests' thirst with a seamless serving experience.

The innovative ice-free cooling system keeps 8 litres of liquid (2.1 gallons) cool for up to 4 hours, ensuring seamless service across safely timed guest visits, with an intelligently designed drip tray locating easily onto the Tilt Frame for enhanced stability and reduced spills.

Hand-blown from soda lime glass, our Tilt Carafes feature a tapered neck with angled top for pouring. Ideal for serving water or juices, they can be used alone or combined with Flow Carafe Risers or Flow 2.4 Carafe Plinths to create a unique display for groups or alone for in-room or at-table dining. Add Carafe Corks to stop spills and cover drinks between services.



Tilt Juice Dispenser

SET\_JD •  
**Note** Tilt frame not included

SET\_JDTR •  
**Note** BU\_RR6102 Tilt medium stainless steel frame included

**Mat** Glass, Soda Lime and Stainless Steel  
**Dim** 218 × 348 × 322 mm  
8.6 × 13.7 × 12.7 in  
**Vol** Holds 8 litres  
Approx 282 fl oz  
**MOQ** 1



Tilt Large Glass Carafe

BU\_CF0109 •  
**Mat** Glass, Soda Lime  
**Dim** 92ø × 271 mm  
3.6ø × 10.7 in  
**Vol** Holds 1 litre  
(approx. 35 fl oz)  
**MOQ** 1



Tilt Medium Glass Carafe

BU\_CF0209  
**Mat** Glass, Soda Lime  
**Dim** 92ø × 211 mm  
3.6ø × 8.3 in  
**Vol** Holds 750 ml  
(approx. fl oz)  
**MOQ** 1



Tilt Small Glass Carafe

BU\_CF0309  
**Mat** Glass, Soda Lime  
**Dim** 92ø × 159 mm  
3.6ø × 6.3 in  
**Vol** Holds 750 ml  
(approx. fl oz)  
**MOQ** 1



Tilt Tall Oak Carafe Riser

BU\_CR0103  
**Mat** Oak, Lacquered  
**Dim** 116ø × 117 mm  
4.6ø × 4.6 in  
**MOQ** 1



Tilt Mid Oak Carafe Riser

BU\_CR0102  
**Mat** Oak, Lacquered  
**Dim** 116ø × 71 mm  
4.6ø × 2.8 in  
**MOQ** 1



Tilt Low Oak Carafe Riser

BU\_CR0101  
**Mat** Oak, Lacquered  
**Dim** 116ø × 25 mm  
4.6ø × 1 in  
**MOQ** 1



Carafe Cork

BU\_CL010  
**Mat** Cork  
**Dim** 99 × 99 × 51 mm  
3.9 × 3.9 × 2 in  
**MOQ** 1



Flow Oak 2.4 Carafe Plinth

BU\_FT0103  
**Mat** Oak, Lacquered  
**Dim** 530 × 162 × 20 mm  
20.8 × 6.3 × 0.7 in  
**MOQ** 1  
**Note** Compatible with all 2.4 products



Flow Walnut 2.4 Carafe Plinth

BU\_FT0203  
**Mat** Walnut, Lacquered  
**Dim** 530 × 162 × 20 mm  
20.8 × 6.3 × 0.7 in  
**MOQ** 1  
**Note** Compatible with all 2.4 products



# Tilt Yoghurt Dispenser

The Tilt Yoghurt Dispenser, inspired by the traditional milk churn shape, delivers both elegance and practicality. Designed to hold a full service of yoghurt, each pump dispenses a precise 1 oz (30 ml) serving.

Versatile in its setup, the dispenser can be used with the classic Tilt frame or placed on its stylish wooden rest, seamlessly blending form and function.



## Tilt Yoghurt Dispenser

NQ1875_BUNDLE	
Mat	Powder Coated Steel, Cream, Oak and Stainless Steel
Dim	384 × 218 × 445 mm 15.1 × 8.6 × 17.5 in
Vol	Holds 4 litres Approx 141 fl oz)
MOQ	1









# Tilt Utensils

The new Tilt Buffet Utensils range is an elegant addition to any dining experience.

Available in our standard oak and walnut finishes.



			
<b>Tilt Oak Spoon</b>	<b>Tilt Walnut Spoon</b>	<b>Tilt Oak Mini Spoon</b>	<b>Tilt Walnut Mini Spoon</b>
BU_SP011 •	BU_SP001 •	BU_SP010	BU_SP000
Mat Oak, Oiled	Mat Walnut, Oiled	Mat Oak, Oiled	Mat Walnut, Oiled
Dim 245 × 80 × 38 mm 9.6 × 3.1 × 1.5	Dim 245 × 80 × 38 mm 9.6 × 3.1 × 1.5	Dim 155 × 35 × 20 mm 6.1 × 1.38 × 0.79 in	Dim 155 × 35 × 20 mm 6.1 × 1.38 × 0.79 in
MOQ 1	MOQ 1	MOQ 1	MOQ 1
			
<b>Tilt Oak Tongs</b>	<b>Tilt Walnut Tongs</b>		
BU_TG011	BU_TG001		
Mat Oak, Oiled	Mat Walnut, Oiled		
Dim 300 × 40 × 25 mm 11.81 × 1.57 × 0.98 in	Dim 300 × 40 × 25 mm 11.81 × 1.57 × 0.98 in		
MOQ 1	MOQ 1		





# Alto

**Finish:** Solid walnut and black metal.

**Range includes:** Cake stand, bowl, boards, chip pots and label holders.

**Features:** Removable tripod bases for multi-height display, dishwasher-safe pots.

**Ideal for:**  
Informal presentations, grab-and-go  
breakfast pastries, contemporary  
afternoon tea.



Discover more





# Alto Cake Stand, Bowl and Boards

Available in walnut, Alto offers flexible presentation with a range of plinths and boards with removable tripod bases for multi-height display.

A sleek collection designed to provide a competitively priced solution for ambient food display, this range is perfect for high tea presentation or grab-and-go displays.



Alto Walnut Three-Tier Cake Stand

BU\_SF21346 •  
**Mat** Walnut, Oiled  
**Dim** 325ø × 583.5 mm  
12.8ø × 23 in  
**MOQ** 1



Alto Walnut Bowl

BU\_SC21343  
**Mat** Walnut, Oiled  
**Dim** 325ø × 55 mm  
12.8ø × 2.2 in  
**MOQ** 1



Alto Large Walnut Board

BU\_SB21352  
**Mat** Walnut, Oiled  
**Dim** 400ø × 20 mm  
15.7ø × 0.8 in  
**MOQ** 1



Alto Large Tall Walnut Riser

BU\_SA21353 •  
**Mat** Walnut, Oiled  
**Dim** 400ø × 140 mm  
15.7ø × 5.5 in  
**MOQ** 1



Alto Large Low Walnut Riser

BU\_SA21352  
**Mat** Walnut, Oiled  
**Dim** 400ø × 80 mm  
15.7ø × 3.1 in  
**MOQ** 1



Alto Small Tall Walnut Riser

BU\_SA21343 •  
**Mat** Walnut, Oiled  
**Dim** 325ø × 140 mm  
12.8ø × 5.5 in  
**MOQ** 1



Alto Small Low Walnut Riser

BU\_SA21342 •  
**Mat** Walnut, Oiled  
**Dim** 325ø × 80 mm  
12.8ø × 3.1 in  
**MOQ** 1





## Alto Pots and Label Holders

With their black finish and bevelled base, these elegant pots are designed to complement the Alto display range. Available in four sizes, the dishwasher-safe pots are ideal for single-serve portions and can be used on their own as an elegant highlight piece or with Alto cake stands, bowls and boards.



Alto Large Chip Pot

CP\_AB003

**Mat** Black PVD and Stainless Steel  
**Dim** 100ø × 100 mm  
3.9ø × 3.9 in  
**Vol** 560 ml  
19 oz  
**MOQ** 1



Alto Medium Chip Pot

CP\_AB002

**Mat** Black PVD and Stainless Steel  
**Dim** 85ø × 85 mm  
3.3ø × 3.3 in  
**Vol** 330 ml  
11 oz  
**MOQ** 1



Alto Small Chip Pot

CP\_AB001

**Mat** Black PVD and Stainless Steel  
**Dim** 66ø × 66 mm  
2.6ø × 2.6 in  
**Vol** 150 ml  
5 oz  
**MOQ** 1



Alto Mini Chip Pot

CP\_AB000

**Mat** Black PVD and Stainless Steel  
**Dim** 55ø × 55 mm  
2.2ø × 2.2 in  
**Vol** 100 ml  
3.4 oz  
**MOQ** 1



Alto Stainless Steel Label Holder

LH\_AS001

**Mat** Stainless Steel  
**Dim** 25ø × 25 mm  
1ø × 1 in  
**MOQ** 1



Alto Black Label Holder

LH\_AB001 •

**Mat** Black PVD and Stainless Steel  
**Dim** 25ø × 25 mm  
1ø × 1 in  
**MOQ** 1





# Food & Beverage

## TABLE TOP





# Modern Boards

Made from solid hardwoods, our Modern, Cicchetti, Charcuterie and Canapé boards offer solutions for dining and food presentation with elevated signature Craster aesthetics.



## Large Oak Modern Board

BO\_CMOL

**Mat** Oak, Oiled

**Dim** 350 × 350 × 25 mm  
13.7 × 13.7 × 1 in

**MOQ** 1

## Medium Oak Modern Board

BO\_CMOM

**Mat** Oak, Oiled

**Dim** 300 × 300 × 25 mm  
11.8 × 11.8 × 1 in

**MOQ** 1

## Small Oak Modern Board

BO\_CMOS

**Mat** Oak, Oiled

**Dim** 200 × 200 × 20 mm  
7.9 × 7.9 × 0.8 in

**MOQ** 1



## Oak Modern Board with Etched Recess

BO\_CMORF

**Mat** Oak, Oiled

**Dim** 340 × 220 × 25 mm  
13.3 × 8.6 × 1 in

**MOQ** 1

**Note** Compatible with Small and Medium Copper and Brass Pots and Shaker Small Pots



## Large Long Oak Modern Board

BO\_CMROL

**Mat** Oak, Oiled

**Dim** 120 × 400 × 20 mm  
4.7 × 15.7 × 0.8 in

**MOQ** 1

## Small Long Oak Modern Board

BO\_CMROS

**Mat** Oak, Oiled

**Dim** 120 × 370 × 20 mm  
4.7 × 14.6 × 0.8 in

**MOQ** 1



## Oak Steak Plate

BO\_SPOM

**Mat** Oak, Oiled

**Dim** 340 × 220 × 30 mm  
13.5 × 8.6 × 1.2 in

**MOQ** 1

**Note** Compatible with Small and Medium Copper and Brass Pots and Shaker Small Pots

# Cicchetti Boards

Ideal for pizzas, finger foods and sharing platters, the Cicchetti Boards take inspiration from the cuisine of Veneto.



## Oak Teardrop Cicchetti Board

BO\_CC001

**Mat** Oak, Oiled

**Dim** 350 × 350 × 18 mm  
13.7 × 13.7 × 0.7 in

**MOQ** 1



## Round Oak Cicchetti Board

BO\_CC005

**Mat** Oak, Oiled

**Dim** 350 × 459 × 18 mm  
13.7 × 18 × 0.7 in

**MOQ** 1



## Small Rectangular Oak Cicchetti Board with Handle

BO\_CC006

**Mat** Oak, Oiled

**Dim** 313 × 170 × 18 mm  
12.3 × 6.6 × 0.7 in

**MOQ** 1



## Large Rectangular Oak Cicchetti Board with Handle

BO\_CC007

**Mat** Oak, Oiled

**Dim** 530 × 140 × 18 mm  
20.8 × 5.5 × 0.7 in

**MOQ** 1



## Large Rectangular Oak Cicchetti Board

BO\_CC004

**Mat** Oak, Oiled

**Dim** 505 × 200 × 18 mm  
19.9 × 7.9 × 0.7 in

**MOQ** 1



## Square Oak Cicchetti Board

BO\_CC002

**Mat** Oak, Oiled

**Dim** 350 × 350 × 18 mm  
13.7 × 13.7 × 0.7 in

**MOQ** 1

## Small Rectangular Oak Cicchetti Board

BO\_CC003

**Mat** Oak, Oiled

**Dim** 350 × 155 × 18 mm  
13.7 × 6.1 × 0.7 in

**MOQ** 1



# Presentation Boards

Cut from robust oak, these Presentation Boards are ideal for casual canapé display.



## Large Oak Paddle Board

BO\_PBOL  
**Mat** Oak, Oiled  
**Dim** 510 × 200 × 18 mm  
20 × 7.9 × 0.7 in  
**MOQ** 1

## Medium Oak Paddle Board

BO\_PBOM  
**Mat** Oak, Oiled  
**Dim** 350 × 190 × 18 mm  
13.7 × 7.4 × 0.7 in  
**MOQ** 1

## Small Oak Paddle Board

BO\_PBOS  
**Mat** Oak, Oiled  
**Dim** 335 × 225 × 18 mm  
13.1 × 8.8 × 0.7 in  
**MOQ** 1



## Large Oak Charcuterie Board

BO\_CMCHBL  
**Mat** Oak, Oiled  
**Dim** 500 × 200 × 15 mm  
19.7 × 7.9 × 0.6 in  
**MOQ** 1

## Medium Oak Charcuterie Board

BO\_CMCHBM  
**Mat** Oak, Oiled  
**Dim** 350 × 190 × 15 mm  
13.8 × 7.5 × 0.6 in  
**MOQ** 1

# Background Marker Touch Up and Mineral Oil

Our Pure Mineral Oil provides protection, retaining the wood’s natural colour and character while prolonging the life of your board. The oil is clear, tasteless, odourless, and food safe, making it ideal for use on wooden items including bowls, risers, and utensils. It can also be used on slate or stone.

Mineral oil can be applied with a folded kitchen paper towel.



## Pure Mineral Oil Bottle, 500 ml

PC\_MO1500  
**Mat** Mineral Oil  
**Dim** 52 × 118 × 500 mm  
2 × 4.6 × 19.7 in  
**MOQ** 1



## Background Marker Touch Up

PC\_TUMPO  
**Colour** Medium Oak  
**MOQ** 1

PC\_TUMPW  
**Colour** Dark Walnut  
**MOQ** 1

PC\_TUMPM  
**Colour** Mahogany  
**MOQ** 1

PC\_TUMPB  
**Colour** Black  
**MOQ** 1





## Canapé Plinths

Elegantly-crafted walnut plinths feature scroll edges for easy handling and a smooth surface for elegant canapé presentation. These plinths are delightful as part of a large service or on their own to carry single-serve cuisine.



Large Walnut Canapé Plinth

BO\_316\_D

**Mat** Walnut, Oiled  
**Dim** 530 × 320 × 30 mm  
20.8 × 12.6 × 1.1 in  
**MOQ** 1



Medium Walnut Canapé Plinth

BO\_316\_C

**Mat** Walnut, Oiled  
**Dim** 300 × 300 × 30 mm  
11.8 × 11.8 × 1.1 in  
**MOQ** 1



Small Walnut Canapé Plinth

BO\_316\_B •

**Mat** Walnut, Oiled  
**Dim** 310 × 155 × 30 mm  
12.2 × 6.1 × 1.1 in  
**MOQ** 1



Long Walnut Canapé Plinth

BO\_316\_E

**Mat** Walnut, Oiled  
**Dim** 560 × 150 × 30 mm  
22 × 5.9 × 1.1 in  
**MOQ** 1





















## Chip Pots

Made from solid spun metal, with a brushed copper or brass colour exterior, these pots are ideal for single-serve portions and add warmth and material interest to the dining table.

Pots are dishwasher safe.

			
<b>Large Copper Chip Pot</b>	<b>Medium Copper Chip Pot</b>	<b>Small Copper Chip Pot</b>	<b>Mini Copper Chip Pot</b>
CP_CS003 	CP_CS002 	CP_CS001 	RP_CS000 
<b>Mat</b> Copper PVD and Stainless Steel	<b>Mat</b> Copper PVD and Stainless Steel	<b>Mat</b> Copper PVD and Stainless Steel	<b>Mat</b> Copper PVD and Stainless Steel
<b>Dim</b> 100ø × 100 mm 3.9ø × 3.9 in	<b>Dim</b> 85ø × 85 mm 3.3ø × 3.3 in	<b>Dim</b> 66ø × 66 mm 2.6ø × 2.6 in	<b>Dim</b> 58ø × 38 mm 2.3ø × 1.5 in
<b>Vol</b> 560 ml 19 oz	<b>Vol</b> 330 ml 11 oz	<b>Vol</b> 150 ml 5 oz	<b>Vol</b> 100 ml 3.4 oz
<b>MOQ</b> 1	<b>MOQ</b> 1	<b>MOQ</b> 1	<b>MOQ</b> 1
			
<b>Large Brass Chip Pot</b>	<b>Medium Brass Chip Pot</b>	<b>Small Brass Chip Pot</b>	<b>Mini Brass Chip Pot</b>
CP_BS003 	CP_BS002 	CP_BS001 	RP_BS000 
<b>Mat</b> Brass PVD and Stainless Steel	<b>Mat</b> Brass PVD and Stainless Steel	<b>Mat</b> Brass PVD and Stainless Steel	<b>Mat</b> Brass PVD and Stainless Steel
<b>Dim</b> 100ø × 100 mm 3.9ø × 3.9 in	<b>Dim</b> 85ø × 85 mm 3.3ø × 3.3 in	<b>Dim</b> 66ø × 66 mm 2.6ø × 2.6 in	<b>Dim</b> 58ø × 38 mm 2.3ø × 1.5 in
<b>Vol</b> 560 ml 19 oz	<b>Vol</b> 330 ml 11 oz	<b>Vol</b> 150 ml 5 oz	<b>Vol</b> 100 ml 3.4 oz
<b>MOQ</b> 1	<b>MOQ</b> 1	<b>MOQ</b> 1	<b>MOQ</b> 1





# Shaker

Made from fine Scandinavian Aeroply in the tradition of the 19th-century American Shaker community, this range, finished with miniature copper nails, provides chefs with a wonderfully versatile new material.

Ideal to present all manner of dry foods for single-serve, from chips to grissini sticks and bar snacks, both in gathering spaces and in guest rooms, Shaker's aesthetic is elegant and understated throughout any property.



Shaker Large Frites Pot

SH\_630\_D  
**Mat** Birch Stained Black  
**Dim** 100ø × 100 mm  
3.9ø × 3.9 in  
**MOQ** 1



Shaker Medium Frites Pot

SH\_SR002  
**Mat** Birch Stained Black  
**Dim** 85ø × 85 mm  
3.3ø × 3.3 in  
**MOQ** 1



Shaker Small Frites Pot

SH\_SR001  
**Mat** Birch Stained Black  
**Dim** 66ø × 66 mm  
2.6ø × 2.6 in  
**MOQ** 1  
**Note** Compatible with Modern Oak Board with Etched Recess



Shaker Lidded Bread Basket

SH\_454\_A  
**Mat** Birch Stained Black  
**Dim** 170ø × 105 mm  
6.7ø × 4.1 in  
**MOQ** 1



Shaker Conical Bread Basket

SH\_SR006  
**Mat** Birch Stained Black  
**Dim** 190 × 166 × 70 mm  
7.5 × 6.5 × 2.8 in  
**MOQ** 1



Shaker Large Oval Bread Basket

SH\_SR005  
**Mat** Birch Stained Black  
**Dim** 190 × 166 × 70 mm  
7.5 × 6.5 × 2.8 in  
**MOQ** 1



Shaker Small Oval Bread Basket

SH\_SR009  
**Mat** Birch Stained Black  
**Dim** 140 × 120 × 70 mm  
5.5 × 4.7 × 2.8 in  
**MOQ** 1



Shaker Baguette Tube

SH\_SR007  
**Mat** Birch Stained Black  
**Dim** 122ø × 200 mm  
4.8ø × 7.9 in  
**MOQ** 1



Shaker Grissini Bread Basket

SH\_SR004  
**Mat** Birch Stained Black  
**Dim** 60ø × 140 mm  
2.3ø × 5.5 in  
**MOQ** 1



# Solo

Solo is crafted using traditional slip-casting: liquid porcelain is moulded, pressed, and hand-finished to remove imperfections. Glazed inside and high-fired for durability, every piece is dishwasher and microwave safe.

The unglazed matte exterior highlights the natural beauty of porcelain. Select forms stack, inspired by Japanese Tiffin boxes —ideal for refined, service-led plating.



Solo Cereal Bowl

BU_PA003	
Mat	Porcelain
Dim	128 × 128 × 64mm 5 × 5 × 2.5 in
Vol	600 ml Approx. 20 fl oz
MOQ	1



Solo Large Tumbler

BU_PA007	
Mat	Porcelain
Dim	96 × 96 × 80mm 3.8 × 3.8 × 3.1 in
Vol	375 ml Approx. 3 fl oz
MOQ	1



Solo Small Tumbler

BU_PA006	
Mat	Porcelain
Dim	86 × 86 × 58mm 3.4 × 3.4 × 2.3 in
Vol	210 ml Approx. 7 fl oz
MOQ	1



Solo Milk Jug

BU_PA004	
Mat	Porcelain
Dim	78 × 78 × 72mm 3.1 × 3.1 × 2.8 in
Vol	125 ml 4 fl oz
MOQ	1



Solo Sauce Dish

BU_PA005	
Mat	Porcelain
Dim	78 × 78 × 26mm 3.1 × 3.1 × 1 in
Vol	65 ml Approx. 2 fl oz
MOQ	1



Solo Jam Pot

BU_PA001	
Mat	Porcelain
Dim	48 × 48 × 48mm 1.9 × 1.9 × 1.9 in
Vol	45 ml Approx. 2 fl oz
MOQ	1



Solo Butter Dish

BU_PA002	
Mat	Porcelain
Dim	76 × 76 × 10mm 3 × 3 × 0.4 in
MOQ	1





# Porcelain Condiment Pots

Introducing Craster porcelain.

Use the elegant porcelain condiment pots alone or create a statement display with a solid timber plinth, beautifully designed in oak or walnut. Pots are dishwasher safe.



# Porcelain Amuse Bouche

Elevate small serve presentation with this delicately angled, slim-walled porcelain range.

A contemporary take on amuse bouche presentation, our intelligently-designed angled amuse bouche vessel is ideal for use with delicate, small-serve cuisine. Available in packs of six. Dishwasher safe.



## Oak Porcelain Condiment Set

SET\_CSO

**Mat** Oak, Oiled and Porcelain  
**Dim** 260 × 100 × 65 mm  
10.2 × 3.9 × 2.5 in  
**Vol** 85 ml  
3 oz  
**MOQ** 1



## Walnut Porcelain Condiment Set

SET\_CSW

**Mat** alnut, Oiled and Porcelain  
**Dim** 260 × 100 × 65 mm  
10.2 × 3.9 × 2.5 in  
**Vol** 85 ml  
3 oz  
**MOQ** 1



## Porcelain Amuse Bouche Set

SET\_BU\_PAB001

**Mat** Porcelain  
**Dim** 98 × 58 × 25 mm  
3.8 × 2.3 × 1 in  
**Vol** 3.25 ml  
0.10 oz  
**MOQ** 1







# Olive Wood Bowls

Our standalone Olive Wood Bowls have a special and vivid grain structure, making each piece unique. Every bowl is shaped from a new piece of wood; despite our meticulous drying process, cracks can occasionally appear in the wood due to the specific nature of these natural products.



Large Olive Wood Bowl

BW_307_D	
Mat	Olive Wood, Oiled
Dim	300ø × 115 mm 11.8ø × 4.5 in
MOQ	1
Note	Due to the natural variations in olive wood, bowl sizes may vary significantly and exact dimensions cannot be guaranteed.



Small Olive Wood Bowl

BW_OBS	
Mat	Olive Wood, Oiled
Dim	115ø × 38 mm 4.5ø × 1.5 in
MOQ	1
Note	Due to the natural variations in olive wood, bowl sizes may vary significantly and exact dimensions cannot be guaranteed.



Large Olive Wood Rustic Bowl

BW_RBO •	
Mat	Olive Wood, Oiled
Dim	280ø × 180 mm 11ø × 7 in
MOQ	1
Note	Due to the natural variations in olive wood, bowl sizes may vary significantly and exact dimensions cannot be guaranteed.



Small Olive Wood Rustic Bowl

BW_RBOS •	
Mat	Olive Wood, Oiled
Dim	240ø × 185 mm 9.4ø × 7.3 in
MOQ	1
Note	Due to the natural variations in olive wood, bowl sizes may vary significantly and exact dimensions cannot be guaranteed.





# Patisserie

Handmade from carefully selected, solid hardwoods, each Patisserie Riser enables beautiful pastry display. Inspired by the robust horizontal forms of Le Corbusier's architecture, our Patisserie Risers offer stackable configurations.



Large Oak Patisserie Riser

BO\_BBOL •  
Mat Oak, Oiled  
Dim 210 × 210 × 170 mm  
8.3 × 8.3 × 6.7 in  
MOQ 1



Medium Oak Patisserie Riser

BO\_BBOM •  
Mat Oak, Oiled  
Dim 210 × 210 × 140 mm  
8.3 × 8.3 × 5.5 in  
MOQ 1



Small Oak Patisserie Riser

BO\_BBOS •  
Mat Oak, Oiled  
Dim 210 × 210 × 100 mm  
8.3 × 8.3 × 3.9 in  
MOQ 1



Long Oak Patisserie Riser

BO\_BBORL •  
Mat Oak, Oiled  
Dim 400 × 210 × 80 mm  
15.7 × 8.3 × 3.1 in  
MOQ 1

## Patisserie Three Step Riser



Oak Three-Step Riser

BO\_BBTS •  
Mat Oak, Oiled  
Dim Upper Step: 400 × 250 × 90 mm  
15.7 × 9.8 × 3.5 in  
Middle Step: 342 × 250 × 53 mm  
13.4 × 9.8 × 2 in  
Lower Step: 300 × 250 × 24 mm  
11.8 × 9.8 × 0.9 in  
MOQ 1





# Patisserie Grand

The Patisserie Grand collection is carved of solid oak and walnut, selected for their grain beauty.



Tall Oak Patisserie Grand

BO\_BB006  
**Mat** Oak, Oiled  
**Dim** 325 × 325 × 180 mm  
12.7 × 12.7 × 7 in  
**MOQ** 1



Mid Oak Patisserie Grand

BO\_BB004  
**Mat** Oak, Oiled  
**Dim** 325 × 325 × 115 mm  
12.7 × 12.7 × 4.5 in  
**MOQ** 1



Low Oak Patisserie Grand

BO\_BB002  
**Mat** Oak, Oiled  
**Dim** 325 × 325 × 80 mm  
12.7 × 12.7 × 3.1 in  
**MOQ** 1



Tall Long Oak Patisserie Grand

BO\_BB005  
**Mat** Oak, Oiled  
**Dim** 530 × 325 × 115 mm  
20.8 × 12.7 × 4.5 in  
**MOQ** 1



Mid Long Oak Patisserie Grand

BO\_BB003  
**Mat** Oak, Oiled  
**Dim** 530 × 325 × 80 mm  
20.8 × 12.7 × 3.1 in  
**MOQ** 1



Low Long Oak Patisserie Grand

BO\_BB001  
**Mat** Oak, Oiled  
**Dim** 530 × 325 × 40 mm  
20.8 × 12.7 × 1.5 in  
**MOQ** 1



Tall Walnut Patisserie Grand

BO\_BB012  
**Mat** Walnut, Oiled  
**Dim** 325 × 325 × 180 mm  
12.7 × 12.7 × 7 in  
**MOQ** 1



Mid Walnut Patisserie Grand

BO\_BB011  
**Mat** Walnut, Oiled  
**Dim** 325 × 325 × 115 mm  
12.7 × 12.7 × 4.5 in  
**MOQ** 1



Low Walnut Patisserie Grand

BO\_BB010  
**Mat** Walnut, Oiled  
**Dim** 325 × 325 × 80 mm  
12.7 × 12.7 × 3.1 in  
**MOQ** 1



Tall Long Walnut Patisserie Grand

BO\_BB009  
**Mat** Walnut, Oiled  
**Dim** 530 × 325 × 115 mm  
20.8 × 12.7 × 4.5 in  
**MOQ** 1



Mid Long Walnut Patisserie Grand

BO\_BB008  
**Mat** Walnut, Oiled  
**Dim** 530 × 325 × 80 mm  
20.8 × 12.7 × 3.1 in  
**MOQ** 1



Low Long Walnut Patisserie Grand

BO\_BB007  
**Mat** Walnut, Oiled  
**Dim** 530 × 325 × 40 mm  
20.8 × 12.7 × 1.5 in  
**MOQ** 1







## Rustic Stands

Made from solid oak, our range of Rustic Display Stands have been designed to showcase and celebrate natural fresh produce.



Rustic Oak Five-Tier Floor Stand

RU_476_E	
Mat	Oak, Oiled
Dim	550 × 550 × 1800 mm 21.7 × 21.7 × 70.9 in
MOQ	1
Note	Assembly required



Rustic Regular Oak Three-Tier Stand

RU_476_D •	
Mat	Oak, Oiled
Dim	Upper Tier: 395 × 395 × 330 mm 14.9 × 16.1 × 11.2 in Middle Tier: 362 × 395 × 210 mm 13.9 × 16.1 × 7.5 in Lower Tier: 329 × 395 × 90 mm 13 × 16.1 × 3.5 in
MOQ	1



Rustic Narrow Oak Three-Tier Stand

RU_476_H	
Mat	Oak, Oiled
Dim	Upper Tier: 97.5 × 395 × 330 mm 7.8 × 15.6 × 13 in Middle Tier: 169.5 × 395 × 210 mm 6.7 × 15.6 × 8.3 in Lower Tier: 141.5 × 395 × 90 mm 5.6 × 15.6 × 3.5 in
MOQ	1



Rustic Mini Oak Three-Tier Stand

RU_476_G •	
Mat	Oak, Oiled
Dim	Upper Tier: 280 × 280 × 220 mm 11 × 11 × 8.7 in Middle Tier: 52 × 280 × 140 mm 10 × 11 × 5.5 in Lower Tier: 224 × 280 × 60 mm 8.8 × 11 × 2.3 in
MOQ	1



Rustic Oak Two-Tier Counter Stand

RU_476_F	
Mat	Oak, Oiled
Dim	336 × 450 × 600 mm 23.6 × 13.2 × 17.3 in
MOQ	1
Note	Assembly required

## Rustic Bread Baskets, Risers and Trays

Formed of solid oak, Rustic Bread Baskets, Risers and Trays have been intelligently designed to present fine fresh breads and pastries on the dining table or buffet stand.



Rustic Large Oak Deli Style Tray

RU_223_G	
Mat	Oak, Unoled
Dim	500 × 300 × 188 mm 19.7 × 11.8 × 7.4 in
MOQ	1

Rustic Medium Oak Deli Style Tray

RU_223_F	
Mat	Oak, Unoled
Dim	400 × 300 × 60 mm 15.7 × 11.8 × 2.4 in
MOQ	1

Rustic Small Oak Deli Style Tray

RU_223_E	
Mat	Oak, Unoled
Dim	330 × 330 × 50 mm 13 × 13 × 2 in
MOQ	1



Rustic Large Oak Box Riser

RU_334_B •	
Mat	Oak, Unoled
Dim	200 × 200 × 200 mm 7.9 × 7.9 × 7.9 in
MOQ	1
Note	Cube risers can also be turned over to accommodate tall objects such as baguettes.



Rustic Small Oak Box Riser

RU_334_A	
Mat	Oak, Unoled
Dim	150 × 150 × 150 mm 5.9 × 5.9 × 5.9 in
MOQ	1
Note	Cube risers can also be turned over to accommodate tall objects such as baguettes.



# Food & Beverage

## FURNITURE







# Fare

- Configurable F&B distribution and display system.
- Designed for all-day operational efficiency.
- Gastronorm footprint for modular use.
- Use as standalone trolleys or expanded stations using a drop-in bridge.
- Metal frame is enhanced by reversible, replaceable hardwood or HPL panels for extended durability.
- Accessories like speed rails and concealing panels maximise functionality and optimise front-of-house use.

## Ideal for:

**Breakout lunches, mid-morning coffee and pastries, drop-in coffee station, Bloody Mary cart, drinks station, front bar.**



Discover more

















## Fare Trolley System





The Fare Trolley and Bridge are designed to optimise F&B presentations, with the flexible slot-in bridge fitting on top of the trolley for transport and storage and easily bridging two trolleys to provide additional surface display.

Available in solid timber and HPL options. Accessories operate across both 3.1 and 2.1 trolleys.

### Fare Trolley 3.1

			
<b>Fare 3.1 Oak Trolley</b>	<b>Fare 3.1 Walnut Trolley</b>	<b>Fare 3.1 Black Trolley</b>	<b>Fare 3.1 HPL Black and White Marble Trolley</b>
TO_MOD31_OAKN	TO_MOD31_WALN	TO_MOD31_OAKB	TO_MOD31_B4245
<b>Mat</b> Oak, Lacquered and Powder Coated Steel, Black	<b>Mat</b> Walnut, Lacquered and Powder Coated Steel, Black	<b>Mat</b> Black, Lacquered and Powder Coated Steel, Black	<b>Mat</b> Double-Sided HPL and Powder Coated Steel, Black
<b>Dim</b> 1100 × 650 × 880 mm 43.3 × 25.6 × 34.6 in	<b>Dim</b> 1100 × 650 × 880 mm 43.3 × 25.6 × 34.6 in	<b>Dim</b> 1100 × 650 × 880 mm 43.3 × 25.6 × 34.6 in	<b>Dim</b> 1100 × 650 × 880 mm 43.3 × 25.6 × 34.6 in
<b>MOQ</b> 2	<b>MOQ</b> 2	<b>MOQ</b> 1	<b>MOQ</b> 2
<b>Note</b> Max weight = 35 kg per shelf	<b>Note</b> Max weight = 35 kg per shelf	<b>Note</b> Max weight = 35 kg per shelf	<b>Note</b> One side features White Marble HPL, one side features Black Marble HPL. Replaces B41 finish. Max weight = 35 kg per shelf
			
<b>Fare Oak Bridge</b>	<b>Fare Walnut Bridge</b>	<b>Fare Black Bridge</b>	<b>Fare HPL Black and White Marble Bridge</b>
TO_MODB31_OAKN	TO_MODB31_WALN	TO_MODB31_OAKB	TO_MODB31_B4245
<b>Mat</b> Oak, Lacquered	<b>Mat</b> Walnut, Lacquered	<b>Mat</b> Black, Lacquered	<b>Mat</b> Double-Sided HPL
<b>Dim</b> 1100 × 650 × 28 mm 43.3 × 25.6 × 1.1 in	<b>Dim</b> 1100 × 650 × 28 mm 43.3 × 25.6 × 1.1 in	<b>Dim</b> 1100 × 650 × 28 mm 43.3 × 25.6 × 1.1 in	<b>Dim</b> 1100 × 650 × 28 mm 43.3 × 25.6 × 1.1 in
<b>MOQ</b> 2	<b>MOQ</b> 2	<b>MOQ</b> 1	<b>MOQ</b> 2
<b>Note</b> Max weight = 20 kg per shelf	<b>Note</b> Max weight = 20 kg per shelf	<b>Note</b> Max weight = 20 kg per shelf	<b>Note</b> One side features White Marble HPL, one side features Black Marble HPL. Replaces B41 finish. Max weight = 35 kg per shelf

### Fare Trolley 2.1

			
<b>Fare 2.1 Black Trolley</b>	<b>Fare 2.1 Oak Trolley</b>	<b>Fare 2.1 Walnut Trolley</b>	<b>Fare 2.1 Laminated Black and White Marble</b>
TO_MOD21_OAKB	TO_MOD21_OAKN	TO_MOD21_WALN	TO_MOD21_B4245
<b>Mat</b> Black, Lacquered and Coated Steel, Black	<b>Mat</b> Oak, Lacquered and Powder Coated Steel, Black	<b>Mat</b> Walnut, Lacquered and Powder Coated Steel, Black	<b>Mat</b> Double-Sided HPL and Powder Coated Steel, Black
<b>Dim</b> 791 × 669 × 897 mm 31.14 × 26.34 × 35.31 in	<b>Dim</b> 791 × 669 × 897 mm 31.14 × 26.34 × 35.31 in	<b>Dim</b> 791 × 669 × 897 mm 31.14 × 26.34 × 35.31 in	<b>Dim</b> 791 × 669 × 897 mm 31.14 × 26.34 × 35.31 in
<b>MOQ</b> 1	<b>MOQ</b> 2	<b>MOQ</b> 2	<b>MOQ</b> 2
<b>Note</b> Max weight = 25 kg per shelf	<b>Note</b> Max weight = 25 kg per shelf	<b>Note</b> Max weight = 25 kg per shelf	<b>Note</b> Max weight = 25 kg per shelf





## Fare Trolley Accessories

Fare Trolley Accessories offer additional functionality to the trolley system, with speed rails and pots slotting on to the top of the trolley that are ideal for bottles, cutlery or merchandising, and mesh panels providing covered solutions, which roll up for easy storage.



### Fare Trolley Speed Rail

TO\_MOD\_SRGNMSPCB

**Mat** Powder Coated Steel, Black  
**Dim** 650 × 123 × 212 mm  
25.6 × 4.8 × 8.4 in  
**MOQ** 1  
**Note** Max weight = 10 kg



### Fare Trolley Cutlery Pot

TO\_MOD\_CPMSPCB

**Mat** Powder Coated Steel, Black  
**Dim** 125 × 78 × 152 mm  
4.9 × 3.1 × 6 in  
**MOQ** 1  
**Note** Max weight = 3 kg



### Fare Trolley Push Handle

TO\_MOD\_PHGNMSPCB


**Mat** Powder Coated Steel, Black  
**Dim** 650 × 93 × 25 mm  
25.6 × 3.6 × 1 in  
**MOQ** 1



### Fare Trolley Full Three Side Mesh

TO\_MOD\_MP31F3MEB

**Mat** Poly Mesh, Elastic, Press Studs  
**Dim** 2716 × 667 mm  
107 × 26.3 in  
**MOQ** 1  
**Note** Operates only with 3.1 trolley size.



### Fare Trolley Upper Three Side Mesh

TO\_MOD\_MP31U3MEB

**Mat** Poly Mesh, Elastic, Press Studs  
**Dim** 2716 × 317 mm  
107 × 12.5 in  
**MOQ** 1  
**Note** Operates only with 3.1 trolley size.



### Fare Trolley Lower Three Side Mesh

TO\_MOD\_MP31L3MEB

**Mat** Poly Mesh, Elastic, Press Studs  
**Dim** 2716 × 395 mm  
107 × 15.5 in  
**MOQ** 1  
**Note** Operates only with 3.1 trolley size.





## Fare Ice Well / Heating and Cooling

Fare flexibility showcases signature Craster lightness and dexterity to front-of-house theatre.

Gastronorm drop-in solutions expand the Fare range's agility. Create stunning hot, cool, and ambient cuisine displays with dual-function hot and cold units or expand mobile cocktail bars with drainable ice well units.



### Fare Ice Well Drop-In (+ Lid)

TO\_MOD\_DI11IWD

**Mat** Stainless Steel  
**Dim** 624 × 373 × 313 mm  
24.57 × 14.7 × 12.3 in  
**MOQ** 1



### Fare Ice Well Lid

TO\_MOD\_DI11IWD

**Mat** Compact Laminate  
**Note** Comes with the Ice Well



### Fare 2/3 Filler Top (for use with drop-ins on 3.1 trolley)

TO\_MOD\_FP31LAM23

**Mat** Double Sided HPL - Black Marble / White Marble  
**Dim** 326 × 624 × 25 mm  
12.8 × 24.6 × 0.98 in  
**MOQ** 1  
**Note** Compatible with Fare Trolley 1.1 Ice Well Drop In.

### Fare 1/2 Filler Top (for use with drop-ins on 2.1 trolley)

TO\_MOD\_FP21LAM12

**Mat** Double Sided HPL - Black Marble / White Marble  
**Dim** 373 × 624 × 25 mm  
14.7 × 24.6 × 0.98 in  
**MOQ** 1  
**Note** Compatible with Fare Trolley 1.1 Ice Well Drop In.

### Fare 1/3 Filler Top (For use with 2 drop-ins on 3.1 trolley)

TO\_MOD\_FP31LAM13

**Mat** Double Sided HPL - Black Marble / White Marble  
**Dim** 326 × 624 × 25 mm  
12.8 × 24.6 × 0.98 in  
**MOQ** 1  
**Note** Compatible with Fare Trolley 1.1 Ice Well Drop In



### Fare Trolley 2.1 Hot Holding Drop-In

TO\_MOD\_DI21HO

**Mat** Stainless Steel, Dekton  
**Dim** 746 × 624 × 49 mm  
29.37 × 24.57 × 1.93 in  
**MOQ** 1  
**Note** For use with Fare Trolley 2.1 only – Not for cooking





# Stak

- Built around the Gastronorm footprint.
- Adjustable shelves that tilt.
- Discreet raised edges to secure Flow trays.
- Bridging capability between frames.
- Height adjustable.
- Combines F&B buffet and events furniture in a single system.
- Helps reduce hospitality inventory across multiple properties.

**Ideal for:**  
**Back bar, vertical buffet, room divider,**  
**grab-and-go.**



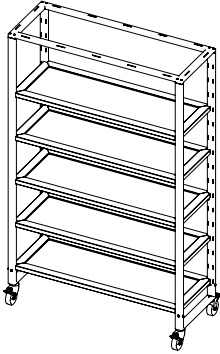



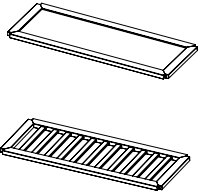





Discover more



# Stak Shelving Unit

The Stak Shelving Unit adds agility to front-of-house displays with a unique, intuitive construction. Each shelf within the frame can be angled or flat to offer dynamic presentation and storage surfaces, and bridges connect shelving units to lengthen merchandising areas. Wheels and cable management provide further flexibility to the Stak system.

Coverage panels and signage accessories available on request.

Stak range	Material
	 Oak  Walnut  Black Lacquered
	 Oak  Walnut  Black Lacquered
	 Nylon



Our Stak Shelving System is so versatile—it can be a grab-and-go station or a back bar and so much more.

Jane Murray, Head of Product at Craster





# Stak Shelving Unit

The Stak System is composed of shelving components, bridges and accessories. Start by selecting a shelving unit, then build out the front-of-house display by compiling more within the Stak suite.

Contact Craster for signage accessories.



## Stak Oak Shelving Unit

SV_MOD21_ON	
Mat	Oak, Lacquered and Powder Coated Steel, Black
Dim	1231×450×2013 mm 48.5×17.7×79.3 in
MOQ	1
Note	Max weight = 25 kg per shelf



## Stak Walnut Shelving Unit

SV_MOD21_WN	
Mat	Walnut, Lacquered and Powder Coated Steel, Black
Dim	1231×450×2013 mm 48.5×17.7×79.3 in
MOQ	1
Note	Max weight = 25 kg per shelf



## Stak Black Shelving Unit

SV_MOD21_OB	
Mat	Black, Lacquered and Powder Coated Steel, Black
Dim	1231×450×2013 mm 48.5×17.7×79.3 in
MOQ	1
Note	Max weight = 25 kg per shelf



## Stak Oak Shelf / Bridge

SV_MOD21_SHON	
Mat	Oak, Lacquered
Dim	1179 × 444 × 30 mm 46.4 × 17.4 × 1.2 in
MOQ	1
Note	Max weight = 25 kg per shelf



## Stak Walnut Shelf / Bridge

SV_MOD21_SHWN	
Mat	Walnut, Lacquered
Dim	1179 × 444 × 30 mm 46.4 × 17.4 × 1.2 in
MOQ	1
Note	Max weight = 25 kg per shelf



## Stak Black Shelf / Bridge

SV_MOD21_SHOB	
Mat	Black, Lacquered
Dim	1179 × 444 × 30 mm 46.4 × 17.4 × 1.2 in
MOQ	1
Note	Max weight = 25 kg per shelf



## Stak Cable Clip

SV_MOD_CC	
Mat	Nylon
Dim	54 × 23 × 23 mm 2.1 × 0.9 × 0.9 in
MOQ	1



## Stak Oak Slatted Shelf / Bridge

SV_MOD21_SLTSHON	
Mat	Oak, Lacquered
Dim	1179 × 444 × 30 mm 46.4 × 17.4 × 1.2 in
MOQ	1
Note	For use with Stak Shelving Unit; Max weight = 20 kg per shelf



## Stak Walnut Slatted Shelf / Bridge

SV_MOD21_SLTSHWN	
Mat	Walnut, Lacquered
Dim	1179 × 444 × 30 mm 46.4 × 17.4 × 1.2 in
MOQ	1
Note	For use with Stak Shelving Unit; Max weight = 20 kg per shelf



## Stak Black Slatted Shelf / Bridge

SV_MOD21_SLTSHOB	
Mat	Black, Lacquered
Dim	1179 × 444 × 30 mm 46.4 × 17.4 × 1.2 in
MOQ	1
Note	For use with Stak Shelving Unit; Max weight = 20 kg per shelf



# Stak + Fare: A Mobile F&B Toolkit

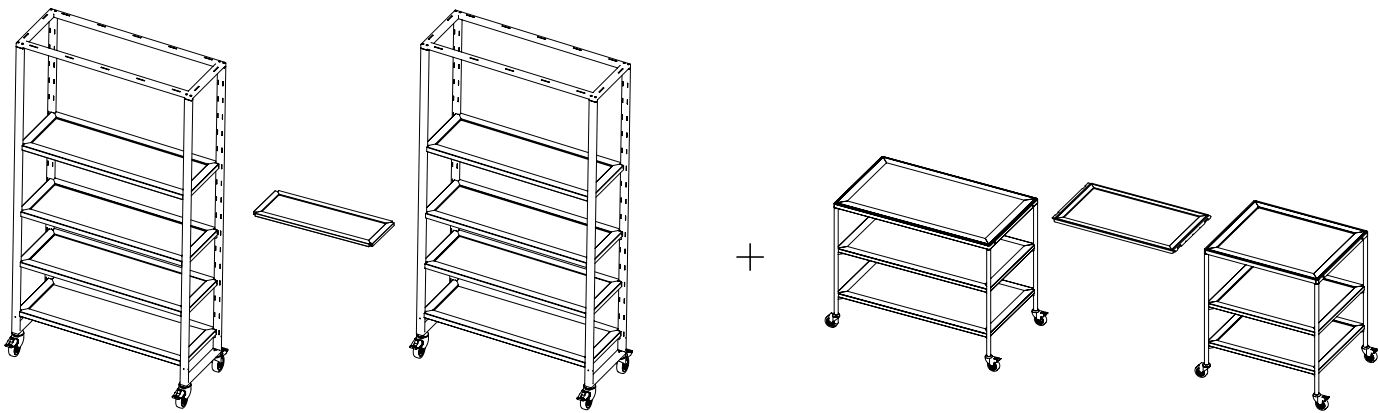
Stak + Fare redefine flexibility in hospitality, transforming spaces effortlessly with minimal inventory.

A single set of frames seamlessly adapts to multiple uses—from back bar to outdoor dining, grab-and-go to banqueting—ensuring operational agility without compromising aesthetics.

The Stak adjustable shelving and bridging system pairs with Fare modular trolleys and surfaces, allowing teams to reconfigure layouts in real time.

The result? A dynamic, space-efficient setup that evolves with service needs, reducing storage while maintaining a cohesive look.

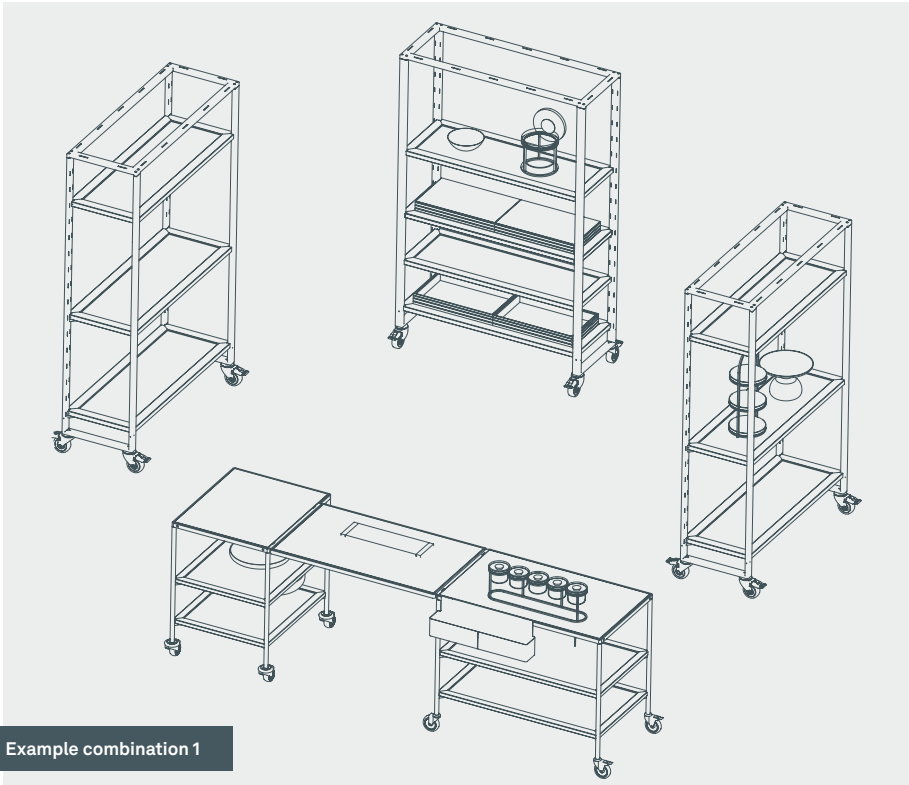
Designed for premium hospitality, this intelligent, mobile system brings efficiency, elegance, and adaptability to every venue.



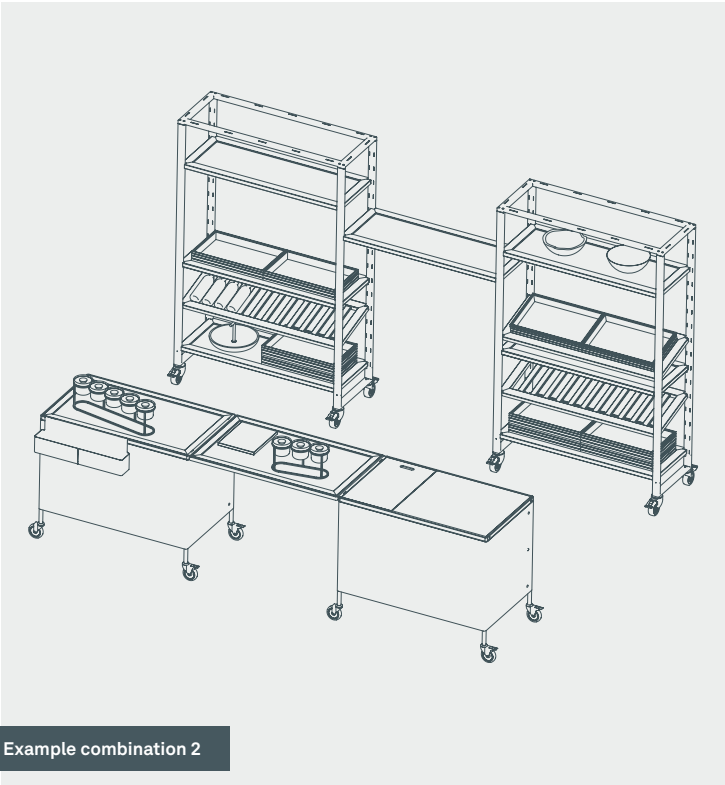
Stak

Fare

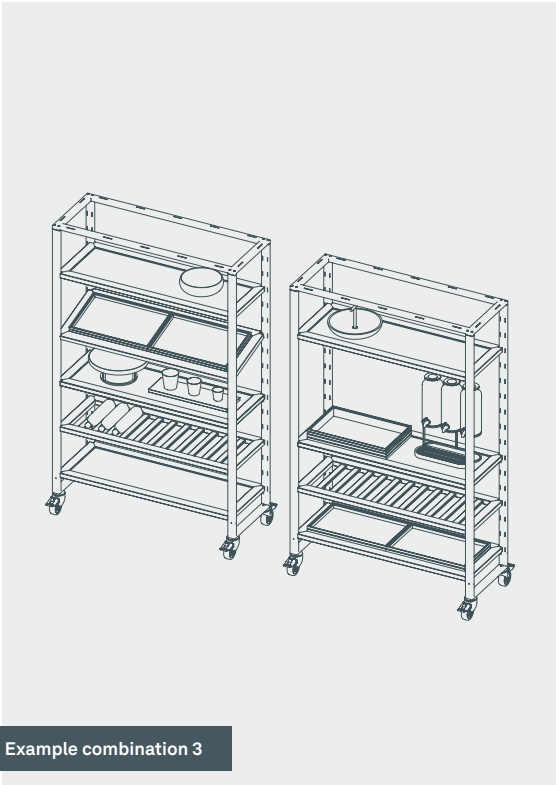
## One System, Endless Possibilities



Example combination 1



Example combination 2



Example combination 3



Watch the video



# Food & Beverage

## IN-ROOM DINING







# Trays

Craster's origins. Lightweight yet durable, our range of tray styles, with and without legs, are ideal for in-room dining and breakfast in bed. Breakfast preparation racks and tray stands are available to complete an in-room food and beverage offering.

Our Trays are available as standard in the materials noted per design. For bespoke materials, or sizes, please contact your Craster representative. All custom designs are subject to an MOQ of 96 units.



Rectangular Modern Tray

TA_CMML
<b>Mat</b> Mahogany, Lacquered
TA_CMOL
<b>Mat</b> Oak, Lacquered
TA_CMBOL •
<b>Mat</b> Black, Lacquered
<b>Dim</b> 600 × 400 × 40 mm 23.6 × 15.7 × 1.6 in
<b>MOQ</b> 1
<b>Note</b> Fits: TO_GNL12 / TO_GNL2



Square Modern Tray

TA_CMMM
<b>Mat</b> Mahogany, Lacquered
TA_CMOM
<b>Mat</b> Oak, Lacquered
<b>Dim</b> 400 × 400 × 40 mm 15.7 × 15.7 × 1.6 in
<b>MOQ</b> 1



Modern Tray with Steel Handles

TA_CMSSM
<b>Mat</b> Mahogany, Lacquered
TA_CMSSO
<b>Mat</b> Oak, Lacquered
TA_CMSSBO
<b>Mat</b> Black, Lacquered
<b>Dim</b> 626 × 400 × 40 mm 24.6 × 15.7 × 1.6 in
<b>MOQ</b> 1
<b>Note</b> Fits: TO_GNL12 / TO_GNL24



Large Classic Butler Tray

TA_BUTML
<b>Mat</b> Mahogany, Lacquered
TA_BUTWL
<b>Mat</b> Walnut, Lacquered
<b>Dim</b> 610 × 405 × 69 mm 24 × 15.9 × 2.7 in
<b>MOQ</b> 1
<b>Note</b> Fits: TO_GNL12 / TO_GNL24

Medium Mahogany Classic Butler Tray

TA_BUTMM
<b>Mat</b> Mahogany, Lacquered
<b>Dim</b> 468 × 303 × 69 mm 18.4 × 11.9 × 2.7 in
<b>MOQ</b> 1



Mahogany Jersey Butler Tray

TA_JERML
<b>Mat</b> Mahogany, Lacquered
<b>Dim</b> 610 × 444 × 57 mm 24 × 17.4 × 2.2 in
<b>MOQ</b> 1



Mahogany Self-Service Tray

TA_SELML
<b>Mat</b> Mahogany, Lacquered
<b>Dim</b> 640 × 445 × 38 mm 25.2 × 17.5 × 1.5 in
<b>MOQ</b> 1

## Materials and Colours



Oak



Walnut



Mahogany



Black







# Trays

Craster Trays provide light and yet sturdy serving surfaces that will accommodate both traditional English and Continental breakfasts.

Legs are perfectly designed to lock when folded and also when extended.



			
<b>Modern Breakfast Tray with Legs</b>	<b>Classic Breakfast Tray with Legs</b>	<b>Butler Tray Stand</b>	<b>Single Steel Tray Racks</b>
TA_ML001	TA_BTW	TA_BTW	TO_GNL12
<b>Mat</b> Stained Wenge, Lacquered	<b>Mat</b> Walnut, Lacquered	<b>Mat</b> Mahogany, Lacquered	<b>Mat</b> Powder Coated Steel, Grey
<b>Dim</b> <b>Open:</b> 626 × 400 × 285 mm 24.6 × 15.7 × 11.2 in	<b>Dim</b> <b>Open:</b> 600 × 450 × 304 mm 23.6 × 17.7 × 12 in	<b>Mat</b> Black, Lacquered	<b>Dim</b> 690 × 478 × 1674 mm 271 × 18.8 × 65.9 in
<b>Closed:</b> 626 × 400 × 73 mm 24.6 × 15.7 × 2.9 in	<b>Closed:</b> 600 × 450 × 92 mm 23.6 × 17.7 × 3.6 in	<b>Dim</b> 565 × 355 × 715 mm 22.2 × 14 × 28.1 in	<b>MOQ</b> 1
<b>MOQ</b> 1	<b>MOQ</b> 1	<b>MOQ</b> 1	<b>MOQ</b> 1
		<b>Note</b> Fits: All trays except for Medium Classic Butler Tray and Square Modern Tray	<b>Double Steel Tray Racks</b>
			TO_GNL24
			<b>Mat</b> Powder Coated Steel, Grey
			<b>Dim</b> 1355 × 478 × 1674 mm 53.3 × 18.8 × 65.9 in
			<b>MOQ</b> 1
			<b>Note</b> Fits: TA_CMML / TA_CMBOL / TA_CMOL / TA_CMSSBO / TA_BUTML / TA_BUTWL / TA_BUTOL and fully prepared room service trays Clearance between runners is 120 mm / 4.7 in




# Folding Tray Table

Designed as a contactless delivery solution for in-room dining, poolside service and lounge or restaurant table extension. The versatile Folding Tray Table has powerful magnets that connect it to the base and can easily detach for ease of storage.

Available with locking magnets in tall or without in tall or short sizes.



Watch the video

		
<b>Folding Tray Table, Tall – Locking</b>	<b>Folding Tray Table, Tall – Non-locking</b>	<b>Folding Tray Table, Short – Non-locking</b>
SET_LT_WN002	SET_FT_WN002	SET_FT_WN001
<b>Mat</b> Walnut, Lacquered	<b>Mat</b> Walnut, Lacquered	<b>Mat</b> Walnut, Lacquered
<b>Dim</b> 400 × 600 × 749 mm 15.8 × 23.6 × 29.5 in	<b>Dim</b> 400 × 600 × 749 mm 15.8 × 23.6 × 29.5 in	<b>Dim</b> 400 × 600 × 459 mm 15.8 × 23.6 × 18.1 in
<b>MOQ</b> 1	<b>MOQ</b> 1	<b>MOQ</b> 1



# Food & Beverage

## CONTRACT





# Wave Tray

Understated elegance complements the underlying innovation behind the Wave Tray. Designed with a robust non-slip rubber overmoulding, the tray surface will never peel, meaning reduced replacements and a dishwasher-safe, hard-performing finish.

The tray's miniature locating feet are intelligently engineered to allow for aeration when stacked, with no water buildup or residue, enabling reduced maintenance and a consistent, high-quality experience.



**Wave Tray**

TA\_SGW

**Mat** ABS

**Dim** 460 × 318 × 25 mm  
18.1 × 12.5 × 1 in

**MOQ** 1

**Note** Features: Anti-slip functionality



**Triple Tray Redistribution Trolley**

NQ439\_C

**Mat** Brushed Stainless Steel

**Dim** 1305W × 568D × 916H mm  
51.3 × 22.3 × 36.1 in

**MOQ** 4

**Note** Stores 150 Wave trays

# Service Trolleys

Available with or without folding sides, our durable trolleys feature a reinforced frame and are ideal for front-of-house service. Custom glass inserts are available upon request.

Trolleys are available in natural and black lacquered oak.



**Trolley with Folding Sides**

TO\_LDTBLK

**Mat** Black, Lacquered

**MOQ** 1

TO\_LDT

**Mat** Oak, Lacquered

**MOQ** 1

**Dim** 1922 × 585 × 954 mm  
75.7 × 23 × 37.5 in

**Note** Fits: Craster Service Trays  
Features: Rubber Bumpers, Locking Castors, Brushed Stainless Steel Handle

**Black Service Tray Trolley**

TO\_LDTBNF

**Mat** Black, Lacquered

**MOQ** 5

TO\_LDTNF

**Mat** Oak, Lacquered

**MOQ** 5

**Dim** 1075 × 585 × 954 mm  
42.3 × 23 × 37.5 in

**Note** Fits: Craster Service Trays  
Features: Rubber Bumpers, Locking Castors, Brushed Stainless Steel Handle

**Black Modern Tray Trolley**

TO\_CCTOB

**Mat** Black, Lacquered

**MOQ** 1

TO\_CCTO

**Mat** Oak, Lacquered

**MOQ** 5

**Dim** 915 × 535 × 959 mm  
36 × 21 × 37.8 in

**Note** Fits: Craster Modern Trays  
Features: Rubber Bumpers, Locking Castors, Brushed Stainless Steel Handle  
Assembly required



# Conference, Events, Banqueting

## FURNITURE







# Line

**Features:** Lightweight tops and a compact, folding leg system for hygiene-focused, linenless table design.

**Intuitive:** Locking system with ergonomic grip allows single-person setup, breakdown, and changeover —no tools needed.

**Sizes and shapes:** Available in 1800mm and 1500mm; shapes include rectangular, classroom, trapezoid, and half-round for versatile configurations.

**Components:** Includes tabletops, legs, optional modesty panels, optional cable management, and mandatory trolleys.

**Construction:** HPL tops with durable Reef edges; legs and undersides match in colour, with recommended pairings and custom options available.

**Storage and transport:** Trolleys store eight tops and legs, offering high stacking density for efficient transport and storage. Legs fold to 43mm (1.7in) width; table tops slot beneath the trolley for efficient, compact storage.



Discover more





**Intuitive Set-Up**

Intuitive locking system and ergonomic grip for seamless set-up, breakdown and changeover. No tools required.

**Wipe-Clean Hygiene**

ISO 22196 compliant laminate tops offer wipe-clean ease.

**Compact Storage**

Legs collapse to 42mm (1.7 inches), with tops slotting underneath on the trolley for class-leading storage density back-of-house.





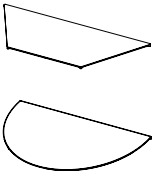

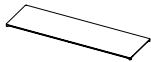
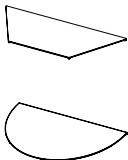
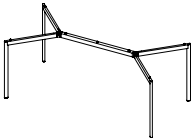
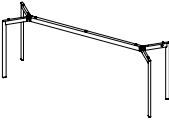

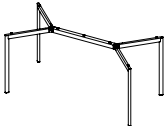

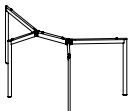
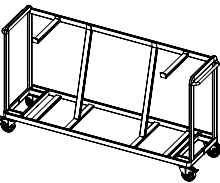
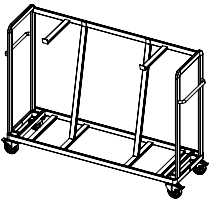
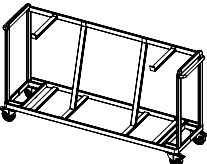
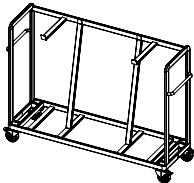
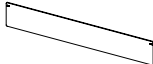
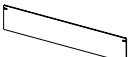
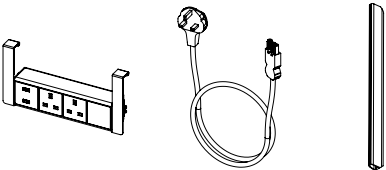
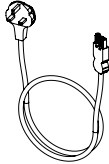



# Line Table System

The Line Table System is available in two sizes – 1800mm and 1500mm – and in four different shapes – rectangular, classroom, trapezoid and half round – to create various configurations to suit any space requirement. Line consists of five different elements: table tops, legs, modesty panels (optional), cable management (optional) and trolleys.

Also available in dimensions 1800 × 600 mm and 1500 × 600 mm.

Please contact your Craster representative for further information.

	1800 Range	1500 Range
	1800 × 900 mm 71 × 35.4 in	1500 × 750 mm 59 × 29.5 in
Table Tops	<div></div> <div></div> <div></div>	<div></div> <div></div> <div></div>
Legs	<div></div> <div></div> <div></div>	<div></div> <div></div> <div></div>
Storage Trolleys	<div></div> <div></div>	<div></div> <div></div>
Modesty Panels	<div></div>	<div></div>
Cable Management	<div></div> <div></div> <div></div>	







## Line Table Tops

Line Table Top sizes and shapes are shown below. Table top finish customisation is available – see below for options.

Also available in dimensions 1800 × 600 mm and 1500 × 600 mm.

Please contact your Craster representative for further information.



### Line 1800 Rectangle Top

CB\_TR1890  
(\*B11, \*B13, \*D15, \*B42, \*D45, \*B01)

**Mat** HPL, PU Edge  
**Dim** 1800 × 900 × 25 mm  
71 × 35.4 × 1 in  
**MOQ** 10



### Line 1800 Classroom Top

CB\_TC1845  
(\*B11, \*B13, \*D15, \*B42, \*D45, \*B01)

**Mat** HPL, PU Edge  
**Dim** 1800 × 450 × 25 mm  
71 × 17.7 × 1 in  
**MOQ** 10



### Line 1800 Trapezoid Top

CB\_TT1890  
(\*B11, \*B13, \*D15, \* B42, \*D45, \*B01)

**Mat** HPL, PU Edge  
**Dim** 1800 × 780 × 25 mm  
71 × 30.7 × 1 in  
**MOQ** 10



### Line 1800 Half Round Top

CB\_TH1890  
(\*B11, \*B13, \*D15, \* B42, \*D45, \*B01)

**Mat** HPL, PU Edge  
**Dim** 1800 × 900 × 25 mm  
71 × 35.4 × 1 in  
**MOQ** 10



### Line 1500 Rectangle Top

CB\_TR1575  
(\*B01, \*B11, \*B13, \*D15, \* B42, \*D45)

**Mat** HPL, PU Edge  
**Dim** 1500 × 750 × 25 mm  
59 × 29.5 × 1 in  
**MOQ** 10



### Line 1500 Classroom Top

CB\_TC1545  
(\*B01, \*B11, \*B13, \*D15, \* B42, \*D45)

**Mat** HPL, PU Edge  
**Dim** 1500 × 450 × 25 mm  
59 × 17.7 × 1 in  
**MOQ** 10



### Line 1500 Trapezoid Top

CB\_TT1575  
(\*B11, \*B13, \*D15, \* B42, \*D45, \*B01)

**Mat** HPL, PU Edge  
**Dim** 1500 × 650 × 25 mm  
59 × 25.6 × 1 in  
**MOQ** 10



### Line 1500 Half Round Top

CB\_TH1575  
(\*B11, \*B13, \*D15, \* B42, \*D45, \*B01)

**Mat** HPL, PU Edge  
**Dim** 1500 × 750 × 25 mm  
59 × 29.5 × 1 in  
**MOQ** 10

### Table Tops and Edge



**B11**  
Tobacco + Black



**B13**  
Light Walnut + Black



**D15**  
Acacia + Grey



**B42**  
Dark Marble + Black



**D45**  
White Marble + Grey



**B01**  
Érable Wenge + Black





## Line Table Legs

Line Table Legs are shown in Black (B00) below. Table leg finish customisation is available – see below for options.



### Line 1800 Rectangle Legs

CB\_LR1890 (\*B00, \*D00)

Mat	Powder Coated Steel	
Dim	Open:	Folded:
	1800 × 900 × 722 mm 71 × 35.4 × 28.4 in	2174 × 42 × 722 mm 85.6 × 1.7 × 28.4 in
MOQ	20	
Note	Fits: 1800 Rectangle products	

### Line 1800 Classroom Legs

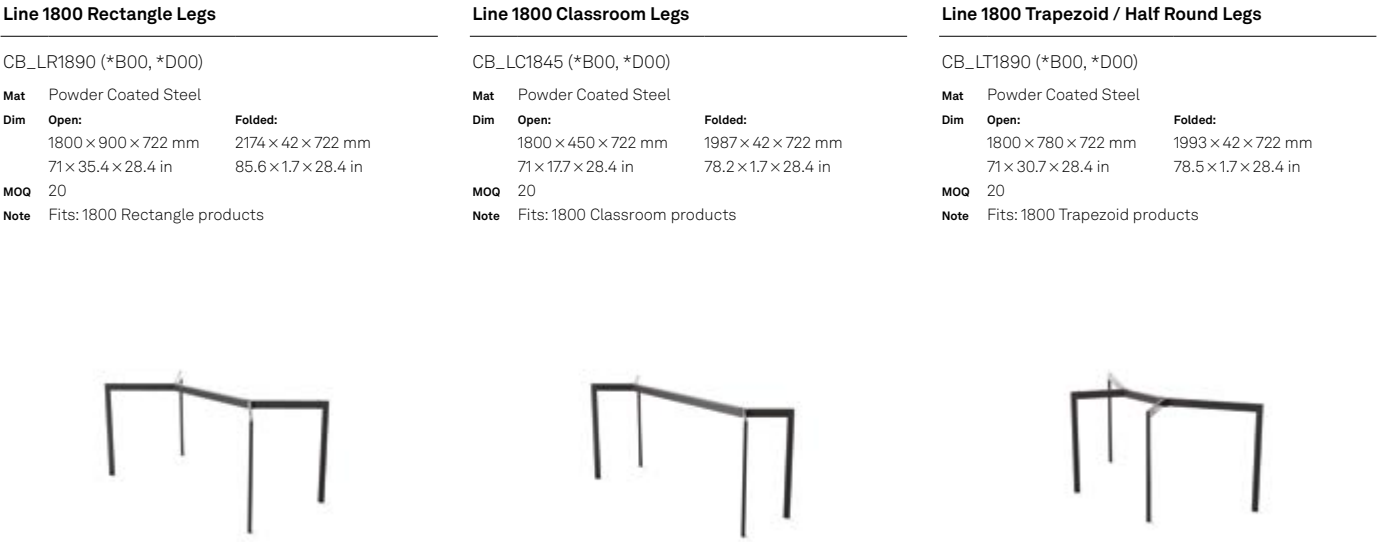
CB\_LC1845 (\*B00, \*D00)

Mat	Powder Coated Steel	
Dim	Open:	Folded:
	1800 × 450 × 722 mm 71 × 17.7 × 28.4 in	1987 × 42 × 722 mm 78.2 × 1.7 × 28.4 in
MOQ	20	
Note	Fits: 1800 Classroom products	

### Line 1800 Trapezoid / Half Round Legs

CB\_LT1890 (\*B00, \*D00)

Mat	Powder Coated Steel	
Dim	Open:	Folded:
	1800 × 780 × 722 mm 71 × 30.7 × 28.4 in	1993 × 42 × 722 mm 78.5 × 1.7 × 28.4 in
MOQ	20	
Note	Fits: 1800 Trapezoid products	



### Line 1500 Rectangle Legs

CB\_LR1575 (\*B00, \*D00)

Mat	Powder Coated Steel	
Dim	Open:	Folded:
	1500 × 750 × 722 mm 59 × 29.5 × 28.4 in	1812 × 42 × 722 mm 71.3 × 1.7 × 28.4 in
MOQ	20	
Note	Fits: 1800 Rectangle products	

### Line 1500 Classroom Legs

CB\_LC1545 (\*B00, \*D00)

Mat	Powder Coated Steel	
Dim	Open:	Folded:
	1500 × 450 × 722 mm 59 × 17.7 × 28.4 in	1687 × 42 × 722 mm 66.4 × 1.7 × 28.4 in
MOQ	20	
Note	Fits: 1500 Classroom products	

### Line 1800 Trapezoid / Half Round Legs

CB\_LT1890 (\*B00, \*D00)

Mat	Powder Coated Steel	
Dim	Open:	Folded:
	1500 × 650 × 722 mm 59 × 25.6 × 28.4 in	1658 × 42 × 722 mm 65.3 × 1.7 × 28.4 in
MOQ	20	
Note	Fits: 1500 Trapezoid products	

### Legs







## Line Modesty Panels

Line Table Modesty Panels are shown in Black (B00) below. Modesty panel customisation is available – see below for options.

	
<b>Line 1800 Rectangle / Classroom Modesty Panel</b>	<b>Line 1500 Rectangle / Classroom Modesty Panel</b>
CB_MRCF5 (*B00, *D00)	CB_MRBE5 (*B00, *D00)
<b>Mat</b> PET Fiber	<b>Mat</b> PET Fiber
<b>Dim</b> 1686 × 280 × 10 mm 66.4 × 11 × 0.4 in	<b>Dim</b> 1386 × 280 × 10 mm 54.6 × 11 × 0.4 in
<b>MOQ</b> 40	<b>MOQ</b> 40
<b>Modesty Panel</b>	
	
<b>B00</b> Black	<b>D00</b> Light Grey

## Line Cable Management

Line Table power units have been designed to fit discreetly beneath tables, with a subtle cable management sleeve to reduce trip hazards and unsightly wires. Equipped with male and female sockets, each unit can be daisy-chained together, with magnetic clips provided to channel cables discreetly along table frames. Intelligently designed USB-A and USB-C outlets for mobile and laptop charging may be toggled in and out and replaced without affecting adjacent sockets.

Available in North American, EU (Schuko), UK/IRL, and Japanese sockets as standard. Other regional sockets available upon request.

	
<b>Line Under Desk Power Set</b>	<b>Line Cable Management Sleeve</b>
CB_PSUUK	CB_CAAA6B00
<b>MOQ</b> 1	<b>Mat</b> Rigid UPVC
<b>Note</b> 2 plugs, A+C USB port Includes 1 × 1.5 Metres cable, 1 × cable sleeve	<b>Dim</b> 57 × 27 × 658 mm 2.2 × 1.1 × 25.9 in
CB_PDUK	<b>MOQ</b> 1
<b>MOQ</b> 1	
<b>Note</b> 2 plugs, A+C USB port Includes 1 × daisy chain cable, 5 × magnetic clips. Available in regional options	



# Materials and Colours

Line Table tops are made from HPL with a durable Reef edge; table legs are available in complementing colours. Craster recommends the material and colour selection below. Bespoke options are available upon request.

Our standard top comes as Erable and Black (B01). For bespoke colours, a minimum order quantity may apply.

## Table Tops and Edge



**B11**  
Tobacco + Black



**B13**  
Light Walnut + Black



**D15**  
Acacia + Grey



**B42**  
Dark Marble + Black



**D45**  
White Marble + Grey



**B01**  
Érable Wenge + Black

## Legs



**B00**  
Black



**D00**  
Grey

## Modesty Panel



**B00**  
Black



**D00**  
Light Grey

• Denotes 'Gold' product

Line 1800 Rectangle–B11 Tobacco + Black



Line 1500 Rectangle–B13 Light Walnut + Black



Line 1800 Classroom–D15 Acacia + Grey



Line 1500 Classroom–B42 Dark Marble + Black



Line 1800 Trapezoid–D45 White Marble + Grey



Line 1500 Trapezoid–B01 Érable Wenge + Black



Line 1800 Half Round–B11 Tobacco + Black



Line 1800 Rectangle–B13 Light Walnut + Black





## Line Trolleys

Line Table Trolleys conveniently store eight tops and legs, enabling the Line system's convenient transport before and after changeover.



Line 1800 Rectangle / Classroom Trolley

CB_SRCA3B00	
Mat	Mild Steel
Dim	2339 × 550 × 1210 mm 92 × 21.6 × 47.6 in
MOQ	2
Note	Each Trolley can fit 8 tops and legs



Line 1800 Trapezoid / Half Round Trolley

CB_STCF3B00	
Mat	Mild Steel
Dim	2158 × 550 × 1385 mm 84.9 × 21.6 × 54.5 in
MOQ	2
Note	Each Trolley can fit 8 tops and legs



Line 1500 Rectangle / Classroom Trolley

CB_SRBA3B00	
Mat	Mild Steel
Dim	1977 × 550 × 1060 mm 77.8 × 21.6 × 41.7 in
MOQ	2
Note	Each Trolley can fit 8 tops and legs



Line 1500 Trapezoid / Half Round Trolley

CB_STBE3B00	
Mat	Mild Steel
Dim	1823 × 550 × 1310 mm 71.8 × 21.6 × 51.6 in
MOQ	2
Note	Each Trolley can fit 8 tops and legs



# Link

Introducing **Link**, a sleek, versatile events table for ambitious event space designs.

**Supports:** Full F&B services, presentations, and seating areas, combining front-of-house elegance with back-of-house functionality.

**Complements:** The Line system for a seamless look across spaces.

**Features:** Slender obround legs with a central folding mechanism for easy storage and setup in three heights.

**Shapes:** Available in rectangular, round, and square.

**Customisation:** Linenless design with durable HPL or toughened glass tops for flexible, hygiene-conscious, wipe-clean solutions. Choose table shape, top material/finish, and leg height (short, medium, tall).

**Nesting arrangements:** Mix and match different heights for versatile setups.

**Trolleys:** Store up to six tops and legs, ensuring safe transport and storage of glass and HPL tops with excellent stacking density and craftsmanship.



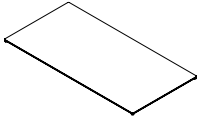
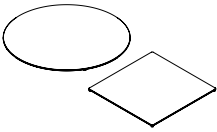

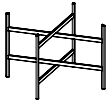
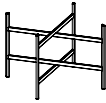
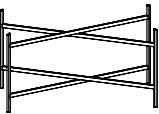
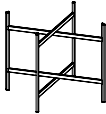
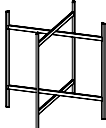
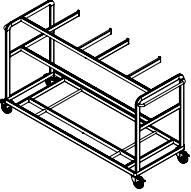
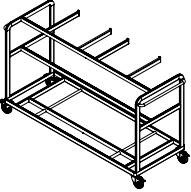

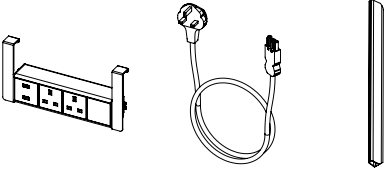
Discover more



# Link Table System

The innovative Link Table System blends front-of-house poise with back-of-house functionality in a beautiful concept. Available in three shapes—rectangular, round and square—Link tables can be combined with different height legs to create nesting arrangements.

Select a shape and material for the top and finish by choosing a leg height (short, medium, tall). The Link 600 series is an ideal cocktail table footprint. Note that 600 series tops and legs do not operate with other Link products.

	800 Range	600 Range
	1600 × 800 mm 63 × 31.5 in	1130ø / 800 × 800 mm 44.5ø / 31.5 × 31.5 in
Table Tops	<div> 800 Rectangle</div> <div> 800 Round / Square</div> <div> 600 Round</div>	<div> 600ø × 25 mm 23.6ø × 1 in</div>
Short Legs	<div> 800 Short</div>	
Medium Legs	<div> 800 Medium</div> <div></div>	
Tall Legs	<div> 800 Tall</div> <div> 600 Tall</div>	
Storage Trolleys	<div> 800 Round / Square</div> <div></div>	
Cable Management	<div></div>	





## Link Reef Edge Table Tops

A highly resistant innovation, the Reef table top edge ensures longevity in the aesthetic and operation of conference and events ranges. The protective Reef edge offers the perfect solution for frequent set-up, breakdown, and back-of-house storage. Combined with laminate tops, Reef edges provide an unparalleled ease of care.

Our other HPL finishes from Line are available for Rise and Link, dependent on order quantity.



### Link Reef Edge Square Table Top

CB\_TSQ800 (\*B11, \*D41)

**Mat** HPL, Reef Edge  
**Dim** 800 × 800 × 22 mm  
31.5 × 31.5 × 0.9 in  
**MOQ** 10

### Link Reef Edge Round Table Top

CB\_TRO800 (\*B11, \*D41)

**Mat** HPL, Reef Edge  
**Dim** 1130ø × 22 mm  
44.5ø × 0.9 in  
**MOQ** 10

CB\_TRO400 (\*B42, \*B11)

**Mat** HPL, Reef Edge  
**Dim** 600ø × 25 mm  
23.6ø × 1 in  
**MOQ** 10



### Reef Edge Table Tops



**B11**  
Tobacco + Black



**B42**  
Dark Marble + Black

## Link Glass Table Tops

Our toughened glass tops are available in clear or grey glass.



### Link Glass Rectangle Table Top

CB\_TRE800 (\*50, \*20)

**Mat** Glass  
**Dim** 800 × 1600 × 22 mm  
31.5 × 63 × 0.9 in  
**MOQ** 10

### Link Glass Square Table Top

CB\_TSQ800 (\*50, \*20)

**Mat** Glass  
**Dim** 800 × 800 × 22 mm  
31.5 × 31.5 × 0.9 in  
**MOQ** 10

### Link Glass Round Table Top

CB\_TRO800 (\*50, \*20)

**Mat** Glass  
**Dim** 1130ø × 22 mm  
44.5ø × 0.9 in  
**MOQ** 10

CB\_TRO400 (\*50, \*20)

**Mat** Glass  
**Dim** 600ø × 25 mm  
23.6ø × 1 in  
**MOQ** 10



### Glass Table Tops



**50**  
Grey



**20**  
Clear





## Link Table Legs

With a slender elliptical leg profile and central folding mechanism, Link Table Legs have been intelligently designed to demount quickly for easy storage while retaining an exceptional display front-of-house.



Link Rectangle Medium Table Leg

CB\_LRE890B00

Mat	Powder Coated Steel	
Dim	Open:	Folded:
	1600 × 800 × 880 mm 63 × 31.5 × 34.6 in	1782 × 42 × 880 mm 70.1 × 1.7 × 34.6 in
MOQ	10	



Link Square / Round Tall Table Leg

CB\_LSQ811B00

Mat	Powder Coated Steel	
Dim	Open:	Folded:
	800 × 800 × 1080 mm 31.5 × 31.5 × 42.5 in	1131 × 42 × 1080 mm 44.5 × 1.7 × 42.5 in
MOQ	10	



Link Square / Round Medium Table Leg

CB\_LSQ890B00

Mat	Powder Coated Steel	
Dim	Open:	Folded:
	800 × 800 × 880 mm 31.5 × 31.5 × 34.6 in	1131 × 42 × 880 mm 44.5 × 1.7 × 34.6 in
MOQ	10	



Link Square / Round Short Table Leg

CB\_LSQ874B00

Mat	Powder Coated Steel	
Dim	Open:	Folded:
	800 × 800 × 720 mm 31.5 × 31.5 × 28.3 in	1131 × 42 × 720 mm 44.5 × 1.7 × 28.3 in
MOQ	10	



Link Round Tall Cocktail Table Leg

CB\_LSQ411B00

Mat	Powder Coated Steel	
Dim	Open:	Folded:
	430 × 430 × 1080 mm 16.9 × 16.9 × 42.5 in	600 × 42 × 1080 mm 23.6 × 1.7 × 42.5 in
MOQ	10	



### Legs



B00  
Black

## Link Trolleys



Link Rectangle Trolley

CB\_SRE800B00

Mat	Powder Coated Steel	
Dim	2105 × 755 × 1185 mm 82.9 × 29.7 × 46.6 in	
	MOQ 1	
Note	Each Trolley can fit 5 tops and legs	



Link Square / Round Trolley

CB\_SSQ800B00

Mat	Powder Coated Steel	
Dim	1305 × 755 × 1185 mm 51.4 × 29.7 × 46.6 in	
	MOQ 1	
Note	Each Trolley can fit 5 tops and legs	



# Rise

Introducing **Rise**, designed for modular, easy-to-assemble service with a focus on beauty and efficiency.

**Universal locating system:** Mix and match any table top and legs to create tailored display solutions.

**Leg finishes:** Available in natural, white, painted black oak, stainless, or black steel.

**Interchangeable tops:** HPL table tops with protective Reef edges for durability and easy cleaning.

**Customisation:** Choose size (800 or 700 series), top shape and material, leg height (short, medium, tall), and leg finish.

**Ease of use:** Designed for single-person set-up, breakdown, and storage.

**Rise trolleys:** Store up to 10 elements, providing high-density, ergonomic storage and transport solutions.



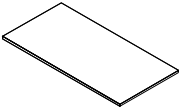
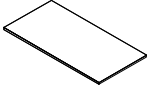
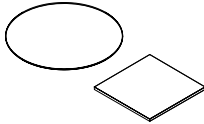
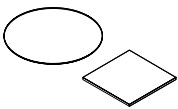
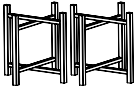
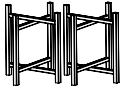


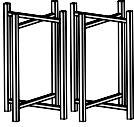



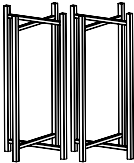
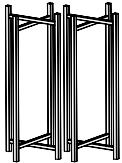


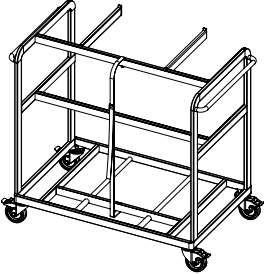
Discover more



# Rise Table System

Using a universal locating system, the Rise Table System allows you to mix and match any top or legs to create the perfect solution for your buffet.

Select a size series (800 or 700), then select a shape and material for the top and finish by choosing a leg height (short, medium, tall) and a leg finish (stained wenge, painted black ash, and stainless or black steel).

	800 Double	700 Double	800	700
Table Tops	 800 Double Top	 700 Double Top	 800 Top	 700 Top
Short Legs	 800 Short	 700 Short	 800 Short	 700 Short
Medium Legs	 800 Medium	 700 Medium	 800 Medium	 700 Medium
Tall Legs	 800 Tall	 700 Tall	 800 Tall	 700 Tall
Storage Trolleys				





## Rise Reef Edge Table Tops

The aesthetic and longevity of the Rise System is ensured by the hard-wearing Reef edge, which offers the perfect solution for frequent set-up, breakdown, and back-of-house storage. Combined with laminate tops, Reef edges offer wipe-clean ease.

Our other HPL finishes from Line are available for Rise and Link, dependent on order quantity.



### Rise Reef Edge Rectangle Table Top


CB\_UT8140  
**Mat** Érable Wenge HPL, Black Reef Edge  
**MOQ** 10

CB\_UT81 (\*B11, \*B42, \*D45)

**Mat** HPL, Reef Edge  
**MOQ** 10  
**Dim** 800 × 1600 × 25 mm  
31.5 × 63 × 1 in  
**Note** Fits: 800 products

CB\_UT71 (\*B11, \*B42, \*D45, \*40)

**Mat** HPL, Reef Edge  
**Dim** 700 × 1400 × 25 mm  
27.6 × 65.1 × 1 in  
**MOQ** 10  
**Note** Fits: 700 products



### Rise Reef Edge Square Table Top

CB\_UT8040  
**Mat** Érable Wenge HPL, Black Reef Edge  
**MOQ** 1

CB\_UT80 (\*B11, \*B42, \*D45)

**Mat** HPL, Reef Edge  
**MOQ** 10  
**Dim** 800 × 800 × 25 mm  
31.5 × 31.5 × 1 in  
**Note** Fits: 800 products

CB\_UT70 (\*B11, \*B42, \*D45, \*40)

**Mat** HPL, Reef Edge  
**Dim** 700 × 700 × 25 mm  
27.6 × 27.6 × 1 in  
**MOQ** 10  
**Note** Fits: 700 products



### Rise Reef Edge Round Table Top

CB\_UT83 (\*B11, \*B42, \*D45, \*40)  
**Mat** HPL, Reef Edge  
**Dim** 1130ø × 25 mm  
44ø × 1 in  
**MOQ** 10  
**Note** Fits: 800 products

CB\_UT73 (\*B11, \*B42, \*D45, \*40)

**Mat** HPL, Reef Edge  
**Dim** 990ø × 25 mm  
39ø × 1 in  
**MOQ** 10  
**Note** Fits: 700 products

### Table Tops and Edge



**B11**  
Tobacco + Black



**B42**  
Dark Marble + Black



**D45**  
White Marble + Grey



**B01**  
Érable Wenge + Black

## Rise Veneer Table Tops

Formed of layers of oak veneer and stained to a dark wenge with solid hardwood edging, Rise Veneer Table Tops form an elegant solution for the Rise system.



### Rise Veneer Rectangle Table Top

CB\_UT8101  
**Mat** Veneer  
**Dim** 800 × 1600 × 25 mm  
31.5 × 63 × 1 in  
**MOQ** 10  
**Note** Fits: 800 products

CB\_UT7101

**Mat** Veneer  
**Dim** 700 × 1400 × 25 mm  
27.6 × 55.1 × 1 in  
**MOQ** 30  
**Note** Fits: 700 products



### Rise Veneer Square Table Top

CB\_UT8001  
**Mat** Veneer  
**Dim** 800 × 800 × 25 mm  
31.5 × 31.5 × 1 in  
**MOQ** 30  
**Note** Fits: 800 products

CB\_UT7001

**Mat** Veneer  
**Dim** 700 × 700 × 25 mm  
27.6 × 27.6 × 1 in  
**MOQ** 30  
**Note** Fits: 700 products



## Rise Glass Table Tops

Toughened glass tops enhance the hard-wearing features of Rise. Available in clear, frosted, or grey glass.



### Rise Glass Rectangle Table Top

CB\_UT81 (\*50, \*30, \*20)

**Mat** Glass  
**Dim** 800 × 1600 × 22 mm  
31.5 × 63 × 0.9 in

**MOQ** 5  
**Note** Fits: 800 products

CB\_UT71 (\*50, \*30, \*20)

**Mat** Glass  
**Dim** 700 × 1400 × 22 mm  
27.5 × 55.1 × 0.9 in

**MOQ** 5  
**Note** Fits: 700 products



### Rise Glass Square Table Top

CB\_UT8020

**Mat** Clear Glass  
**MOQ** 1

CB\_UT80 (\*50, \*30)

**Mat** Glass  
**MOQ** 5  
**Dim** 800 × 800 × 22 mm  
31.5 × 31.5 × 0.9 in

**Note** Fits: 800 products

CB\_UT70 (\*50, \*30, \*20)

**Mat** Glass  
**Dim** 700 × 700 × 22 mm  
27.5 × 27.6 × 0.9 in

**MOQ** 5  
**Note** Fits: 700 products



### Rise Glass Round Table Top

CB\_UT83 (\*50, \*30, \*20)

**Mat** Glass  
**Dim** 1130ø × 22 mm  
44.5ø × 0.9 in

**MOQ** 5  
**Note** Fits: 800 products

CB\_UT73 (\*50, \*30, \*20)

**Mat** Glass  
**Dim** 990ø × 22 mm  
39ø × 0.9 in

**MOQ** 5  
**Note** Fits: 700 products

### Glass Table Tops



50

Grey



30

Frosted



20

Clear

## Rise Table Legs

Rise Table Legs are available in three heights, with material options of stained wenge, painted black ash, and stainless or black steel.

Link trolleys are compatible with Rise system, see page 177 for options.



### Rise 800 Tall Table Leg

CB\_UL8401

**Mat** Stained Wenge  
**MOQ** 30

CB\_UL8410

**Mat** Stainless Steel  
**MOQ** 30

CB\_UL8420

**Mat** Black Powder Coated Steel  
**MOQ** 30

**Dim** **Open:** 787 × 787 × 1090 mm  
31 × 31 × 42.9 in  
**Folded:** 826 × 73/95 × 1090 mm  
32.5 × 2.9/3.7 × 42.9 in

**Note** Fits: 800 products



### Rise 800 Medium Table Leg

CB\_UL8201

**Mat** Stained Wenge  
**MOQ** 30

CB\_UL8210

**Mat** Stainless Steel  
**MOQ** 30

CB\_UL8220

**Mat** Black Powder Coated Steel  
**MOQ** 30

**Dim** **Open:** 787 × 787 × 890 mm  
31 × 31 × 35 in  
**Folded:** 826 × 73/95 × 890 mm  
32.5 × 2.9/3.7 × 35 in

**Note** Fits: 800 products



### Rise 800 Short Table Leg

CB\_UL8101

**Mat** Stained Wenge  
**MOQ** 30

CB\_UL8110

**Mat** Stainless Steel  
**MOQ** 30

CB\_UL8120

**Mat** Black Powder Coated Steel  
**MOQ** 1

**Dim** **Open:** 787 × 787 × 690 mm  
31 × 31 × 27.2 in  
**Folded:** 826 × 73/95 × 690 mm  
32.5 × 2.9/3.7 × 27.2 in

**Note** Fits: 800 products



### Rise 700 Tall Table Leg

CB\_UL74 (\*01, \*10, \*20)

**Mat** See options below

**Dim** **Open:** 696 × 696 × 1090 mm  
27.4 × 27.4 × 42.9 in  
**Folded:** 734 × 73/95 × 1090 mm  
28.9 × 2.9/3.7 × 42.9 in

**MOQ** 30  
**Note** Fits: 700 products



### Rise 700 Medium Table Leg

CB\_UL72 (\*01, \*10, \*20)

**Mat** See options below

**Dim** **Open:** 696 × 696 × 890 mm  
27.4 × 27.4 × 35 in  
**Folded:** 734 × 73/95 × 890 mm  
28.9 × 2.9/3.7 × 35 in

**MOQ** 30  
**Note** Fits: 700 products



### Rise 700 Short Table Leg

CB\_UL71 (\*01, \*10, \*20)

**Mat** See options below

**Dim** **Open:** 696 × 696 × 690 mm  
27.4 × 27.4 × 27.2 in  
**Folded:** 734 × 73/95 × 690 mm  
28.9 × 2.9/3.7 × 27.2 in

**MOQ** 30  
**Note** Fits: 700 products

### Legs



01

Stained Wenge



10

Stainless Steel



20

Powder Coated Steel,  
Black



# Bedroom







# Tea Service

Simple, elegant hospitality tea and coffee presentation pieces in lavish materials.



## Walnut Three-Piece Luxury Tea Set

TA_LTSFW			
Mat	Walnut, Lacquered		
Dim	Large Tray: 427 × 292 × 25 mm 16.8 × 11.5 × 1 in	Small Tray: 280 × 162 × 25 mm 11 × 6.4 × 1 in	Tea Caddy: 280 × 77 × 87 mm 11 × 3 × 3.4 in
MOQ	1		



## Large Walnut Tea Tray

TA_LTSFW.1	
Mat	Walnut, Lacquered
Dim	427 × 292 × 25 mm 16.8 × 11.5 × 1 in
MOQ	1



## Small Walnut Tea Tray

TA_LTSFW.2	
Mat	Walnut, Lacquered
Dim	280 × 162 × 25 mm 11 × 6.4 × 1 in
MOQ	1



## Walnut Tea Caddy

TA_LTSFW.3	
Mat	Walnut, Lacquered
Dim	280 × 77 × 87 mm 11 × 3 × 3.4 in
MOQ	1



# Amenities Presentation

Craster’s select range of exquisite products for the bedroom and bathroom environment. Strong, durable materials mean these products can withstand moisture-rich environments.



Walnut Tissue Box

AP\_364\_W  
Mat Walnut, Lacquered  
Dim 132 × 132 × 137 mm  
5.2 × 5.2 × 5.4 in  
MOQ 1



Faux Leather Tissue Box

AP\_367\_H  
Mat Espresso Brown Faux Leather / Suede inner  
Dim 138 × 138 × 140 mm  
5.4 × 5.4 × 5.5 in  
MOQ 100



Stainless Steel Tissue Box

AP\_317\_J  
Mat Stainless Steel  
Dim 122 × 122 × 135 mm  
4.8 × 4.8 × 5.3 in  
MOQ 504



Bedroom Faux Leather Shoe Box

AP\_LB003  
Mat Espresso Brown Faux Leather / Suede inner  
Dim 372 × 236 × 146 mm  
14.65 × 9.29 × 5.76 in  
MOQ 20



Faux Leather Laundry Box

AP\_LB005  
Mat Espresso Brown Faux Leather / Suede inner  
Dim 380 × 300 × 130 mm  
14.9 × 11.8 × 5.1 in  
MOQ 50



Faux Leather Box

AP\_LB004  
Mat Espresso Brown Faux Leather / Suede inner  
Dim 200 × 265 × 55 mm  
7.8 × 10.4 × 2.2 in  
MOQ 50  
Note Customisable inserts available



Faux Leather Waste Bin

AP\_367\_G  
Mat Espresso Brown Faux Leather with Stainless Steel rim and removable fire resistant metal liner  
Dim 209 × 209 × 257 mm  
8.2 × 8.2 × 10.1 in  
MOQ 25



Waste Bin with Lid - Stainless Steel - NO LINER

AP\_SS002.1  
Mat Stainless Steel  
Dim 175 × 175 × 220 mm  
6.89 × 6.89 × 8.66 in  
MOQ 1



Stainless Steel Soap Dish

AP\_317\_K  
Mat Stainless Steel  
Dim 100 × 60 × 20 mm  
3.9 × 2.4 × 0.8 in  
MOQ 540



# Luggage Racks

Luggage racks combine rigid construction and beautifully finished materials. The integrated backboard prevents luggage from damaging the walls.



Bedroom Luggage Rack with Backboard

SR_LUGBO	SR_LUGBW	SR_LUGBBLK
MatOak	MatWalnut	MatBlack
Dim655 × 417 × 530 mm 25.8 × 16.4 × 20.9 in		
MOQ40		
NoteMaterials available depending on order quantity		



Bedroom Luggage Rack

SR_LUGO	SR_LUGW	SR_LUGBLK
MatOak	MatWalnut	MatBlack
Dim655 × 417 × 466 mm 25.8 × 16.4 × 18.3 in		
MOQ40		
NoteMaterials available depending on order quantity		

Materials and Colours



Oak



Walnut



Black

# Shaker Bins and Storage

Made from fine Scandinavian Aeroply in the tradition of 19th-century American Shaker community, the Shaker range adds a touch of luxury to the bedroom or bathroom.



Shaker Large Luxury Waste Bin

SH_LWBW	SH_LW003
MatBirch Stained Walnut	MatBirch Stained Black
MOQ1	MOQ60
Dim325 × 247 × 305 mm 12.7 × 9.7 × 12 in	

Materials and Colours



Walnut



Black



Shaker Small Luxury Waste Bin

SH_LW001	SH_LW002
MatBirch Stained Walnut	MatBirch Stained Black
MOQ60	MOQ60
Dim240 × 180 × 225 mm 9.4 × 7.1 × 8.8 in	









# craster



To discover more, visit us online  
or contact the team.

Craster Ltd.  
Great Western Studios  
65 Alfred Road  
London W2 5EU

(UK) +44 (0)203 004 4750  
(USA) +1 732 543 7862  
info@craster.com  
www.craster.com

instagram linkedin pinterest youtube

**Please recycle this Craster publication.**

- Separate cover and binding from pages before recycling. Pages are widely recyclable.
- Consult your local recycling guidelines for cover and binding.

PRINTED ON FSC CERTIFIED PAPER

